



六福集團(國際)有限公司  
LUK FOOK HOLDINGS (INTERNATIONAL) LIMITED

(於百慕達註冊成立之有限公司)  
(Incorporated in Bermuda with Limited Liability)  
Stock Code 股份代號: 0590

# CORPORATE PRESENTATION

FY2025/26\* Annual Results

## 企业简报

2025/26财年\* 全年业绩

\* Hereafter refers to as "FY2026"  
往后称为「2026财年」



# CONTENT

## 目录

---

- FY2025/26 FINANCIAL HIGHLIGHTS 2025/26财年财务亮点
- FINANCIAL REVIEW 财务回顾
- FUTURE PLANS AND STRATEGIES 未来计划与策略
- BRANDING 品牌推广策略
- SUSTAINABILITY 可持续发展
- OPEN FORUM 公开讨论
- CORE COMPETENCES 核心竞争优势
- COMPANY PROFILE 公司简介
- APPENDICES 附录





FY2026  
FINANCIAL HIGHLIGHTS  
2026财年财务亮点

# FY2026 FINANCIAL HIGHLIGHTS

## 2026财年财务亮点

### RECORD HIGH ACROSS KEY PROFITABILITY METRICS

#### 多项关键盈利指标创新高



		Y-o-Y Changes 按年变化
Profit for the Year 年内溢利	<b>2,015</b> HK\$M 百万港元	<b>+88.7%</b>
Operating Profit 经营溢利	<b>2,648</b> HK\$M 百万港元	<b>+87.5%</b>
Operating Margin 经营溢利率	<b>15.4%</b>	<b>+4.8p.p.</b> 个百分点
Gross Profit 毛利	<b>6,310</b> HK\$M 百万港元	<b>+42.9%</b>
Gross Margin 毛利率	<b>36.7%</b>	<b>+3.6p.p.</b> 个百分点

# FY2026 FINANCIAL HIGHLIGHTS

## 2026财年财务亮点

### Profit Attributable to Equity Holders 权益持有人应占溢利

HK\$ **2,046** M百万港元

↑ 86.0%

### Revenue 收入

HK\$ **17,205** M百万港元

↑ 29.0%

### Basic Earnings per Share 每股基本盈利

HK\$ **3.48** 港元

↑ 86.1%

### Operating Profit 经营溢利

HK\$ **2,648** M百万港元

↑ 87.5%

### Proposed Final Dividend per Share 拟派末期股息

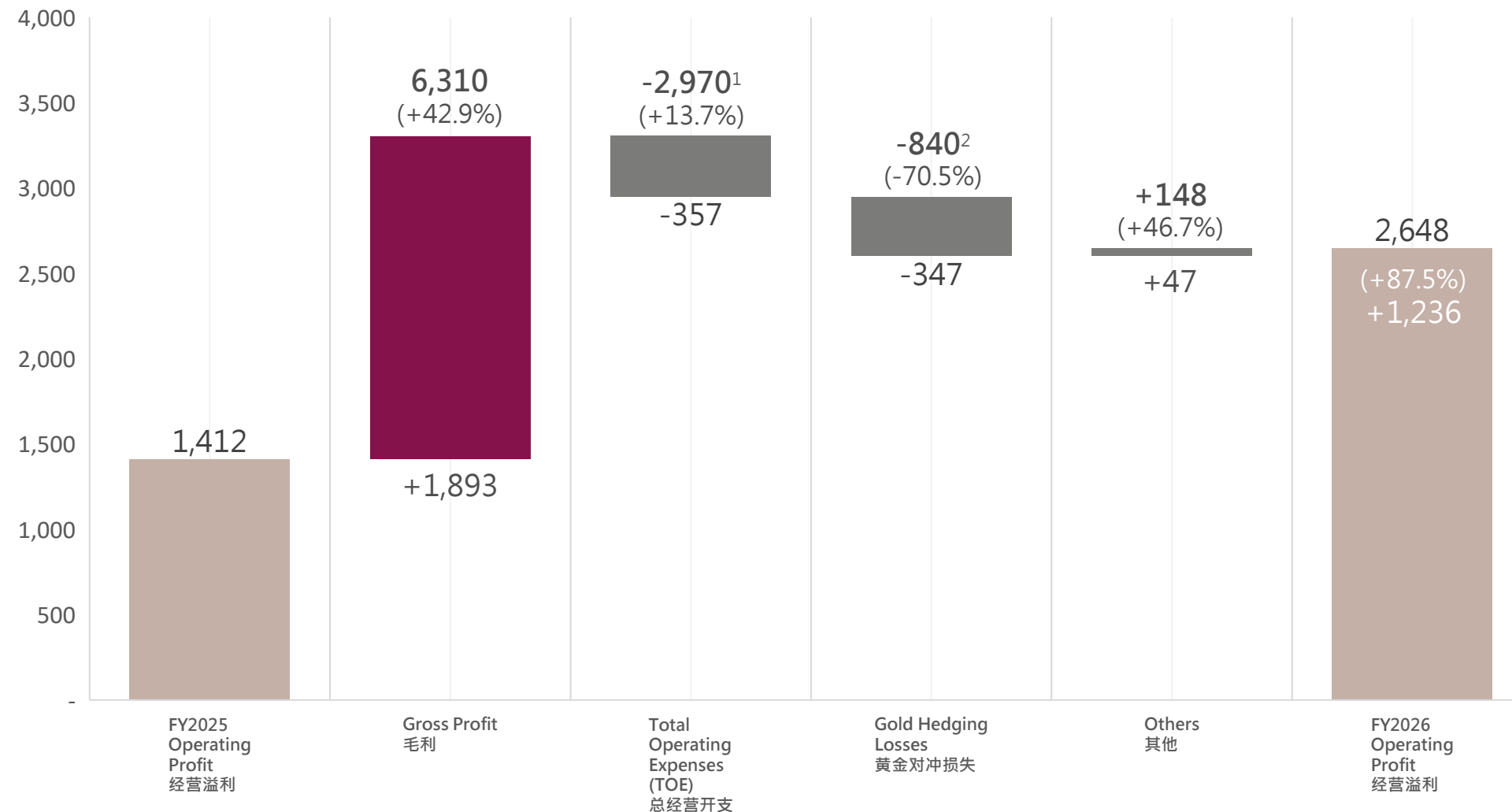
HK\$ **1.02** 港元

Dividend Payout Ratio 派息比率 : **45%**

# FY2026 MOVEMENT IN OPERATING PROFIT

## 2026财年经营溢利变动

(HK\$M)  
(百万港元)



### Revenue

收入

HK\$ **17,205** M **↑ 29.0%**  
百万港元

### Gross Margin

毛利率

**36.7%** **↑ 3.6p.p.**

### TOE to Revenue Ratio

总经营开支占收入比率

**17.3%** **↓ 2.3p.p.**

1 Among the TOE of HK\$2,970M, HK\$423M (14.2%) is contributed by 3DG Group. When excluding the amount contributed by 3DG Group, the TOE was HK\$2,547M (+12.3%).  
29.70億港元營運費用中，4.23億港元(14.2%)由3DG集團產生。若撇除3DG集團的金額，營運費用為25.47億港元(+12.3%)

2 Among the gold hedging losses of HK\$840M, HK\$405M (48.3%) is contributed by 3DG Group. When excluding the amount contributed by 3DG Group, the gold hedging losses was HK\$434M (+43.2%).  
在8.40億港元的黃金對沖損失中，4.05億港元(48.3%)由3DG集團產生。若撇除3DG集團的金額，黃金對沖虧損虧損為4.34億港元(+43.2%)

# FINANCIAL REVIEW

## 财务回顾



# FINANCIAL REVIEW

## 财务回顾

(HK\$M) (百万港元)	FY2026 2026财年	FY2025 2025财年	Y-o-Y Changes 按年变化
Revenue 收入	17,205	13,341	+29.0%
Gross Profit 毛利	6,310	4,417	+42.9%
Operating Profit 经营溢利	2,648	1,412	+87.5%
Profit for the Year 年内溢利	2,015	1,068	+88.7%
Profit Attributable to Equity Holders 权益持有人应占溢利	2,046	1,100	+86.0%
Gross Margin 毛利率	36.7%	33.1%	+3.6 p.p.
Operating Margin 经营溢利率	15.4%	10.6%	+4.8 p.p.
Net Margin 净利率	11.7%	8.0%	+3.7 p.p.
EBITDA 未计利息、税项、折旧及摊销前盈利	3,257	2,015	+61.7%
EBITDA Margin 未计利息、税项、折旧及摊销前盈利率	18.9%	15.1%	+3.8 p.p.
Adjusted EBITDA <sup>3</sup> 经调整 未计利息、税项、折旧及摊销前盈利 <sup>3</sup>	2,852	1,609	+77.2%
Adjusted EBITDA Margin 经调整 未计利息、税项、折旧及摊销前盈利率	16.6%	12.1%	+4.5 p.p.
Total Operating Expenses to Revenue Ratio 总经营开支占收入比率	17.3%	19.6%	-2.3 p.p.
Effective Tax Rate 实际税率	21.8%	22.6%	-0.8 p.p.
Gold Hedging Gain/(Loss) <sup>4</sup> 黄金对冲收益/(亏损) <sup>4</sup>	(840)	(493)	-70.5%

1 Overall Normal Gross Margin 正常毛利率: 29.8% (FY2025: 31.0%)

- Gold Normal Gross Margin 黄金产品正常毛利率: 21.3% (FY2025: 22.8%)

- Platinum Normal Gross Margin 铂金产品正常毛利率: 45.4% (FY2025: 47.6%)

2 YoY average gold price increased by 52.4% and 63.8% for platinum. 平均黄金及铂金价格分别按年升52.4%及63.8%。

3 Adjusted EBITDA represents the EBITDA without adding back depreciation of right-of-use assets. 经调整后未计利息、税项、折旧及摊销前盈利代表未计利息、税项、折旧及摊销前盈利不加回使用权资产折旧。

4 As of 31 March 2026, the international gold closing prices rose by 47.9% and 108.1% compared with the prices on March 31, 2025, and March 31, 2024 respectively.

2026年3月31日的国际黄金收盘价，与2025年3月31日及2024年3月31日相比分别有+47.9%及+108.1%的变化。

# KEY FINANCIAL INDICATORS

## 主要财务指标

(HK\$M) (百万港元)	FY2026 2026财年	FY2025 2025财年	Y-o-Y Changes 按年变化
	As at 31 Mar 2026 截至2026年3月31日	As at 31 Mar 2025 截至2025年3月31日	
Total Inventories 总存货	14,617	10,739	+36.1%
Average Inventory Turnover Days <sup>1</sup> 平均存货周转日 <sup>1</sup>	436	427	+9
Closing Inventory Turnover Days <sup>2</sup> 期末存货周转日 <sup>2</sup>	503	451	+52
Cash and Bank Balances 现金及银行结余	2,361	1,991 <sup>8</sup>	+18.6%
Bank Borrowings & Gold Loans 银行贷款及黄金借贷	4,195	2,196	+91.0%
Net Cash/ (Borrowing) <sup>3</sup> 净现金/ (贷款) <sup>3</sup>	(1,834)	(205)	+795.0%
Net Gearing Ratio <sup>4</sup> 净债务比率 <sup>4</sup>	12.2%	1.6%	+10.6 p.p.
Debt-to-Equity Ratio <sup>5</sup> 负债权益比率 <sup>5</sup>	47.8%	36.0%	+11.8 p.p.
Return on Equity (ROE) <sup>6</sup> 股东权益回报率 <sup>6</sup>	13.6%	8.3%	+5.3 p.p.
Return on Total Assets <sup>7</sup> 总资产回报率 <sup>7</sup>	9.3%	6.1%	+3.2 p.p.
Current Ratio 流动比率	2.7	3.1	-0.4

1 (Opening Inventory + Closing Inventory) ÷ 2 ÷ COGS (excluded Cost of Licensing Income)\* Number of Days for the Period (期初存货 + 期末存货) ÷ 2 ÷ 销货成本 (扣除品牌业务之成本) \* 期内日数

2 Closing Inventory ÷ COGS (excluded Cost of Licensing Income)\* Number of Days for the Period 期末存货 ÷ 销货成本 (扣除品牌业务之成本) \* 期内日数

3 Net Cash/ (Borrowing) = Cash and Bank Balances - Bank Borrowing - Gold Loans 净现金/ (贷款) = 现金及银行结余 - 银行贷款 - 黄金借贷

4 (Long-term Bank Loans + Short-term Bank Loans + Bank Overdrafts + Gold Loans - Cash and Bank Balances) ÷ Capital and Reserves Attributable to Equity Holders of the Company

(长期银行贷款 + 短期银行贷款 + 银行透支 + 黄金借贷 - 现金及银行结余) ÷ 本公司权益持有人应占资本及储备

5 (Long-term Liabilities + Short-term Liabilities) ÷ Capital and Reserves Attributable to Equity Holders of the Company (长期负债 + 流动负债) ÷ 本公司权益持有人应占资本及储备

6 Annualized/Annual Profit Attributable to Equity Holders of the Company ÷ Capital and Reserves Attributable to Equity Holders of the Company 本公司全年化 / 全年权益持有人应占溢利 ÷ 本公司权益持有人应占资本及储备

7 Annualized/Annual Profit Attributable to Equity Holders of the Company ÷ (Long-term Assets + Current Assets) 本公司全年化 / 全年权益持有人应占溢利 ÷ (长期资产 + 流动资产)

8 The balances included structural bank deposit of HK\$78M (as at 31/3/2025). 现金及银行结余包含港元7,800万的衍生金融工具结构性银行存款(31/3/2025).

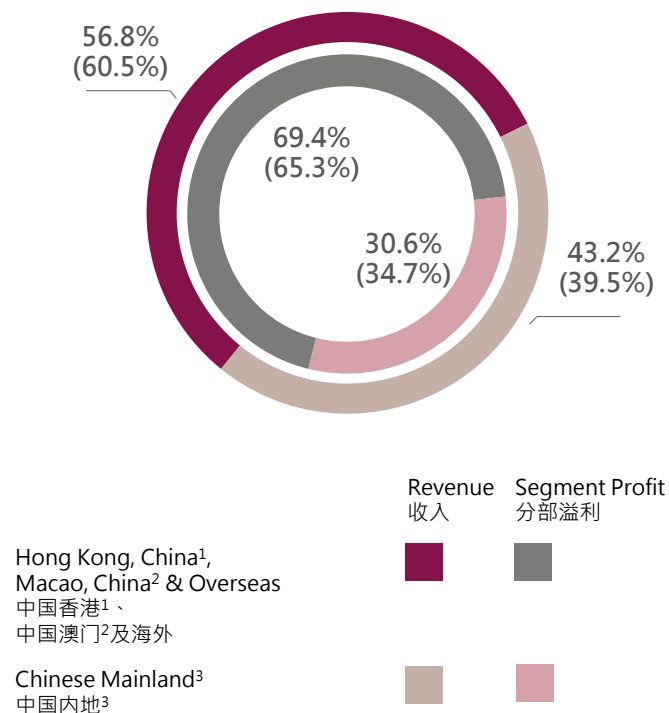
# SUMMARY – FINANCIAL POSITION

## 财务状况摘要

(HK\$M) (百万港元)	As at 31 Mar 2026 截至2026年3月31日	As at 31 Mar 2025 截至2025年3月31日	Y-o-Y Changes 按年变化
Non Current Assets 非流动资产	4,116	4,306	-4.4%
Current Assets 流动资产	17,990	13,592	+32.4%
Total Assets 总资产	22,106	17,898	+23.5%
Non Current Liabilities 非流动负债	446	433	+3.1%
Current Liabilities 流动负债	6,736	4,323	+55.8%
Total Liabilities 总负债	7,182	4,756	+51.0%
Total Equity 权益总额	14,924	13,142	+13.6%
Non-controlling Interest 非控股权益	(90)	(61)	-47.9%
Shareholders' Equity 股东权益	15,014	13,203	+13.7%
No. of Issued Shares 发行股份数目	587,107,850	587,107,850	+0.0%
Net Asset Value per Share 每股净资产值	HK\$25.42	HK\$22.38	+13.6%

# REVENUE AND PROFIT ANALYSIS

## 收入及溢利分析



## Revenue and Segment Profit by Market 按市场划分的收入及分部溢利

HK\$M 百万港元	Revenue 收入	Segment Profit 分部溢利	Segment Profit Margin 分部溢利率
Hong Kong, Macao & Overseas 香港、澳门及海外 <i>Y-o-Y Changes 按年变化</i>	9,781 +21.2%	2,082 +91.3%	21.3% +7.8 p.p.
Mainland 内地 <i>Y-o-Y Changes 按年变化</i>	7,424 +40.8%	920 +59.3%	12.4% +1.4 p.p.
Overall 整体 <i>Y-o-Y Changes 按年变化</i>	17,205 +29.0%	3,002 +80.2%	17.4% +4.9 p.p.

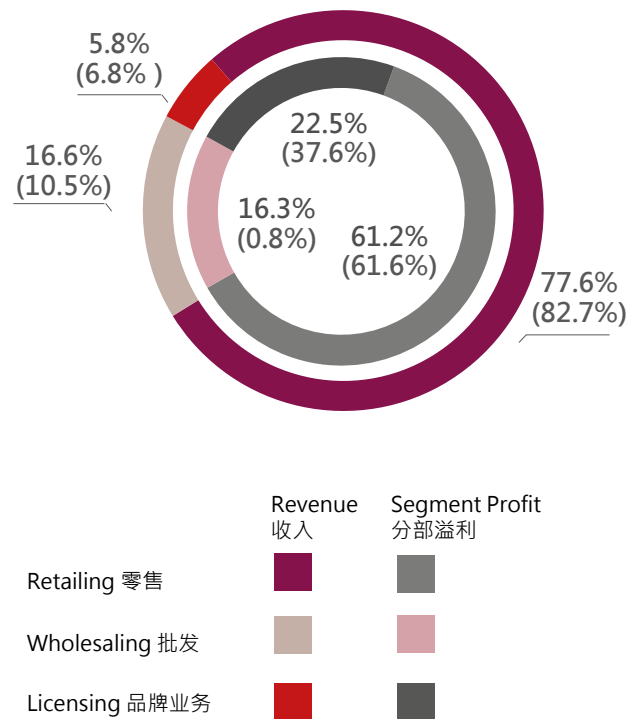
### Remarks 注：

Comparative figures for FY2025 are shown in brackets 括号内为2025财年之比较数字  
 1 Hong Kong, China: Hereafter refers to as "Hong Kong" 中国香港: 往后称为「香港」  
 2 Macao, China: Hereafter refers to as "Macao" 中国澳门: 往后称为「澳门」  
 3 Chinese Mainland: Hereafter refers to as "Mainland" 中国内地: 往后称为「内地」

# REVENUE AND PROFIT ANALYSIS

## 收入及溢利分析

Revenue and Segment Profit by Business  
按业务划分的收入及分部溢利



HK\$M 百万港元	Revenue 收入	Segment Profit 分部溢利	Segment Profit Margin 分部溢利率
Retailing 零售 <i>Y-o-Y Changes 按年变化</i>	13,343 +21.0%	1,837 +79.0%	13.8% +4.5 p.p.
Wholesaling 批发 <i>Y-o-Y Changes 按年变化</i>	2,865 +103.7%	490 +3,383.4%	17.1% +16.1 p.p.
Adjusted 经调整 <i>Y-o-Y Changes 按年变化</i>	5,737 <sup>1</sup> +64.4%	490 +3,383.4%	8.5% +8.1 p.p.
Licensing 品牌业务 <i>Y-o-Y Changes 按年变化</i>	997 +10.3%	675 +7.9%	67.8% -1.4 p.p.
Overall 整体 <i>Y-o-Y Changes 按年变化</i>	17,205 +29.0%	3,002 +80.2%	17.4% +4.9 p.p.

Remarks 注：

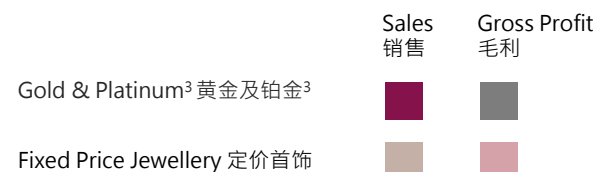
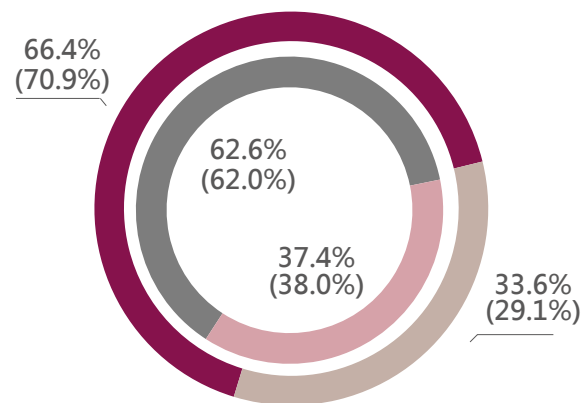
Comparative figures for FY2025 are shown in brackets 括号内为2025财年之比较数字

1. Adjusted Wholesaling Revenue = Revenue of Wholesaling Business to External Parties + Inter-Segment Wholesaling Revenue

经调整后的批发收入 = 对外批发业务收入 + 分部间批发收入

# REVENUE AND PROFIT ANALYSIS

## 收入及溢利分析



### Sales<sup>1</sup> and Gross Profit<sup>2</sup> by Product

#### 按产品划分的销售<sup>1</sup>及毛利<sup>2</sup>

HK\$M 百万港元	Sales <sup>1</sup> 销售 <sup>1</sup>	Gross Profit <sup>2</sup> 毛利 <sup>2</sup>	Gross Margin 毛利率
Gold & Platinum 黄金及铂金 <i>Y-o-Y Changes 按年变化</i>	10,769 +22.1%	3,506 +50.8%	32.6% +6.2 p.p.
Fixed Price Jewellery 定价首饰 <i>Y-o-Y Changes 按年变化</i>	5,439 +50.5%	2,091 +46.9%	38.4% -1.0 p.p.
Overall 整体 <i>Y-o-Y Changes 按年变化</i>	16,208 +30.3%	5,597 +49.3%	34.5% +4.4 p.p.
Gold & Fixed Price Gold Jewellery 黄金及定价黄金 <i>Y-o-Y Changes 按年变化</i>	14,771 +34.6%	4,577 +54.7%	31.0% +4.0 p.p.
Mix 组合 <i>Y-o-Y Changes 按年变化</i>	91.1% +2.9 p.p.	81.8% +2.8 p.p.	N/A

Remarks 注：

Comparative figures for FY2025 are shown in brackets 括号内为2025财年之比较数字

<sup>1</sup> Sales = Revenue – Licensing Income 销售=收入 – 品牌业务收入

<sup>2</sup> Gross Profit = Consolidated Gross Profit – Gross Profit of Licensing Income 毛利=综合毛利 – 品牌业务收入毛利

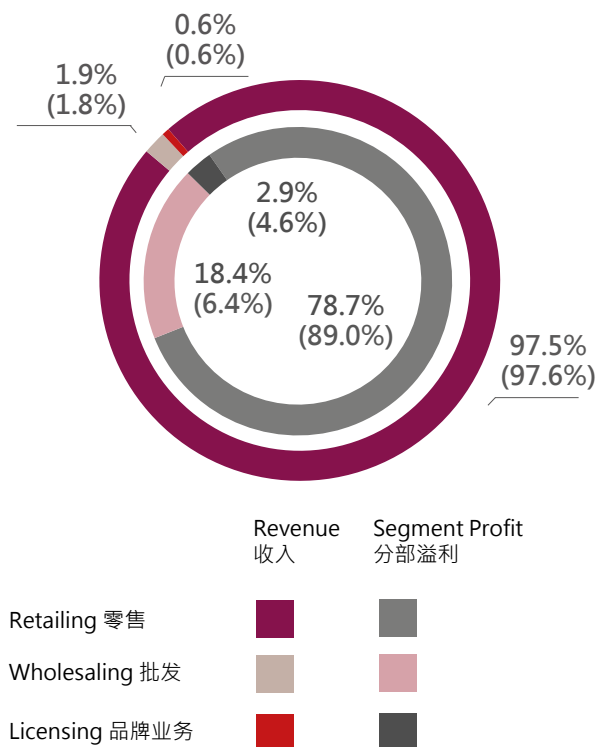
<sup>3</sup> Gold & Platinum refers to gold & platinum products sold by weight basing on international market price, i.e. at non-fixed price  
黄金及铂金是指根据国际市场价格按重量出售的黄金及铂金产品（即非定价）

YoY average gold price increased by 52.4% and 63.8% for platinum. 平均黄金及铂金价格分别按年升52.4%及63.8%。

# REGIONAL REVENUE & PROFIT ANALYSIS BY BUSINESS

## 地区收入及溢利分析以业务划分

### Hong Kong, Macao and Overseas 香港、澳门及海外



HK\$M 百万港元	Revenue 收入	Segment Profit 分部溢利	Segment Profit Margin 分部溢利率
Retailing 零售 <i>Y-o-Y Changes 按年变化</i>	9,539 +21.2%	1,639 +69.1%	17.2% +4.9 p.p.
Wholesaling 批发 <i>Y-o-Y Changes 按年变化</i>	183 +24.4%	382 +451.6%	208.6% +161.6 p.p.
Adjusted 经调整 <i>Y-o-Y Changes 按年变化</i>	2,592 <sup>1</sup> +22.8%	382 +451.6%	14.8% 11.5 p.p.
Licensing 品牌业务 <i>Y-o-Y Changes 按年变化</i>	59 +18.0%	61 +20.9%	104.2% +2.6 p.p.
Overall 整体 <i>Y-o-Y Changes 按年变化</i>	9,781 +21.2%	2,082 +91.3%	21.3% +7.8 p.p.

Remarks 注：

Comparative figures for FY2025 are shown in brackets 括号内为2025财年之比较数字


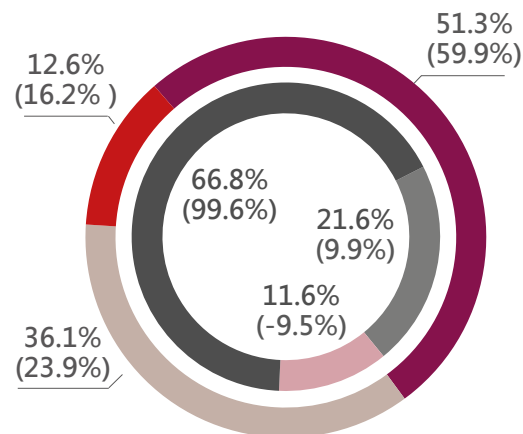
1. Adjusted Wholesaling Revenue = Revenue of Wholesaling Business to External Parties + Inter-Segment Wholesaling Revenue

经调整后的批发收入 = 对外批发业务收入 + 分部间批发收入

# REGIONAL REVENUE & PROFIT ANALYSIS BY BUSINESS

## 地区收入及溢利分析以业务划分

### Mainland 内地



HK\$M 百万港元	Revenue 收入	Segment Profit 分部溢利	Segment Profit Margin 分部溢利率
<b>Retailing 零售</b> <i>Y-o-Y Changes 按年变化</i>	3,804 +20.4%	198 +245.4%	5.2% +3.4 p.p.
<b>Wholesaling 批发</b> <i>Y-o-Y Changes 按年变化</i>	2,682 +113.0%	107 +293.4% <sup>2</sup>	4.0% +8.4 p.p.
<b>Adjusted 经调整</b> <i>Y-o-Y Changes 按年变化</i>	3,145 <sup>1</sup> +128.2%	107 +293.4% <sup>2</sup>	3.4% +7.4 p.p.
<b>Licensing 品牌业务</b> <i>Y-o-Y Changes 按年变化</i>	938 +9.9%	615 +6.8%	65.5% -1.9 p.p.
<b>Overall 整体</b> <i>Y-o-Y Changes 按年变化</i>	7,424 +40.8%	920 +59.3%	12.4% +1.4 p.p.

Remarks 注：

Comparative figures for FY2025 are shown in brackets 括号内为2025财年之比较数字

# The average RMB exchange rate is 1.09 (FY2025: 1.06), a 6.0% increase as compared to FY2025

人民币平均汇率为1.09 (2025财年:1.06) · 较2025财年上升6.0%

<sup>1</sup> Adjusted Wholesaling Revenue = Revenue of Wholesaling Business to External Parties + Inter-Segment Wholesaling Revenue

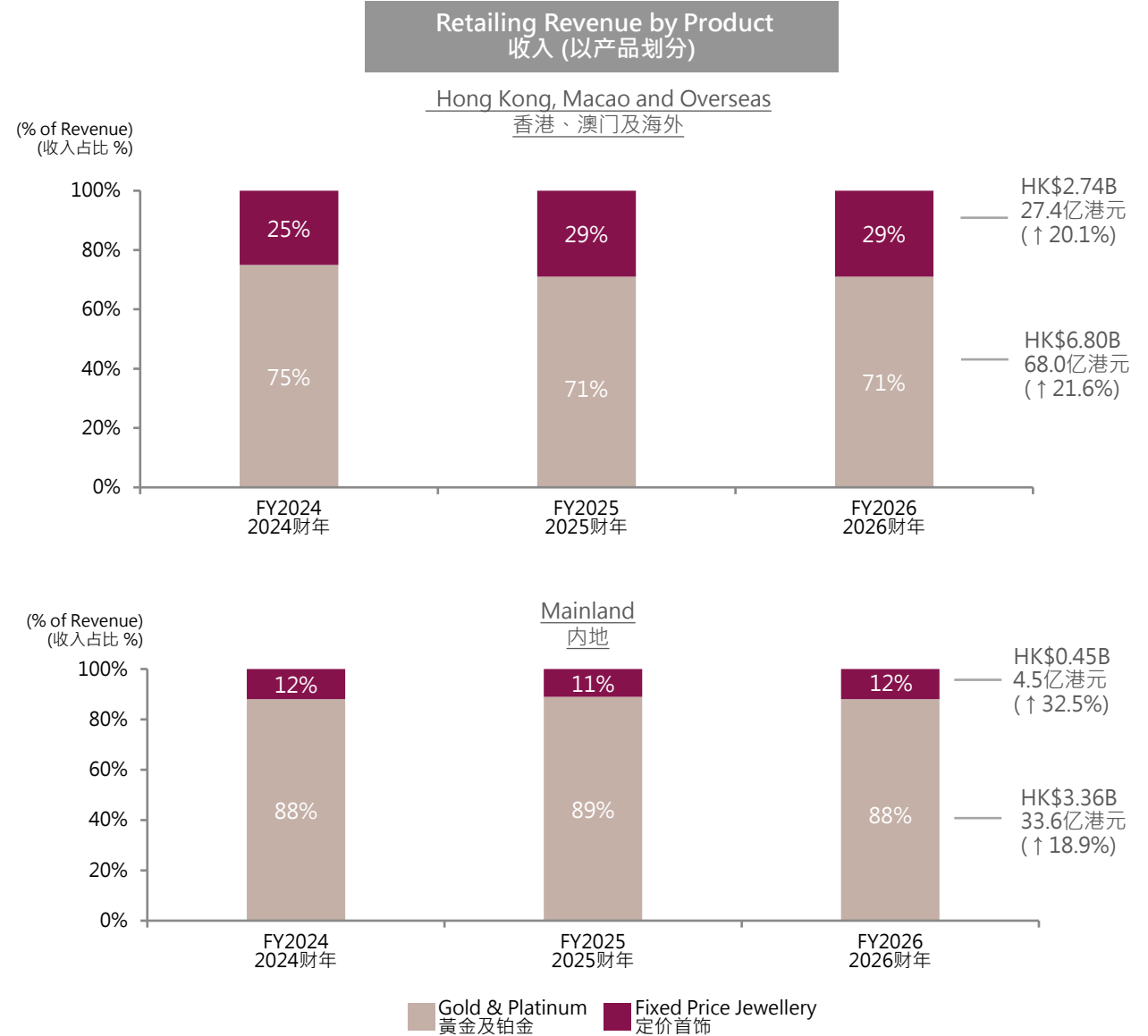
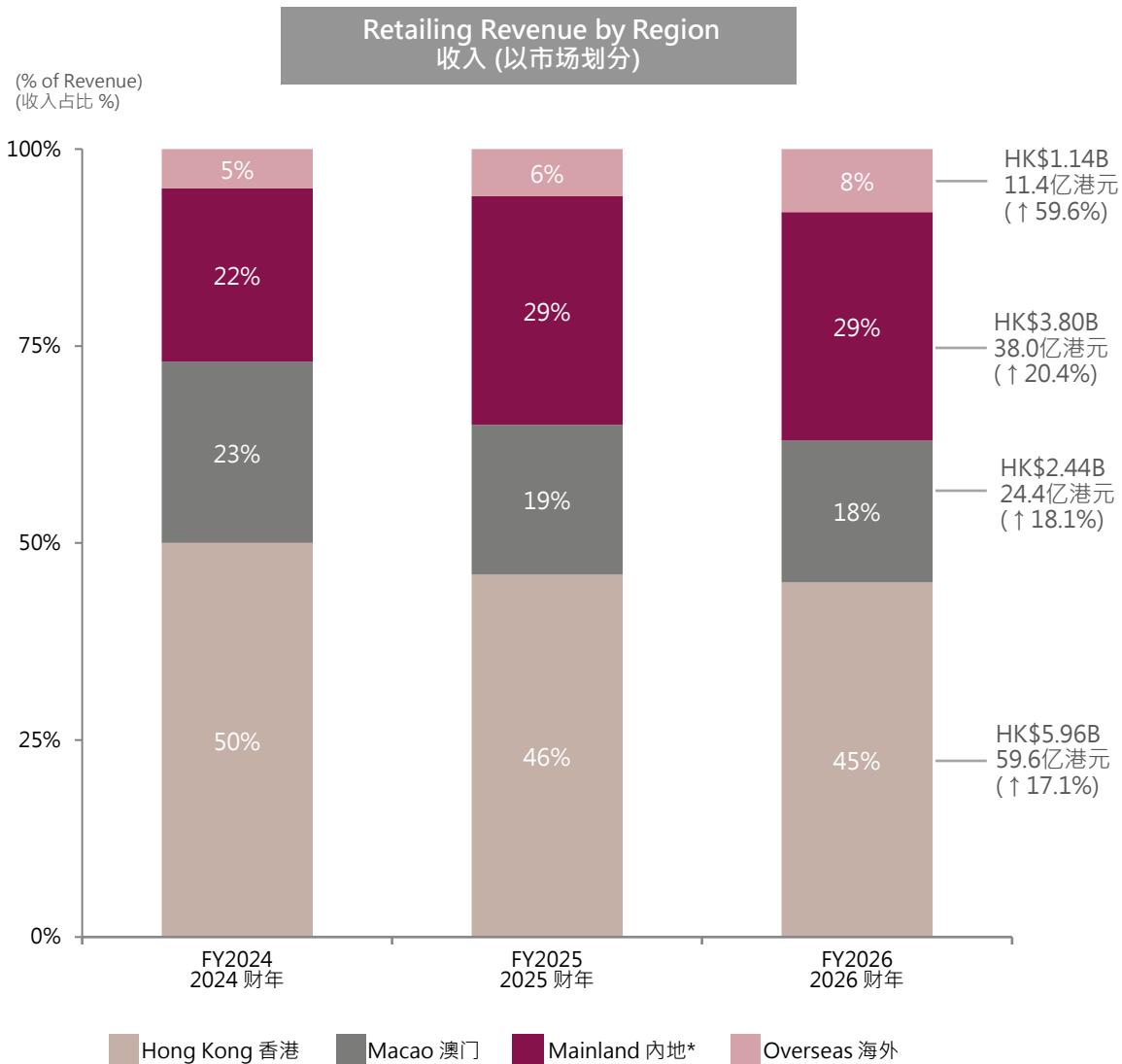
经调整后的批发收入 = 对外批发业务收入 + 分部间批发收入

<sup>2</sup> The wholesaling segment turned from a loss of HK\$55M in FY2025 to a profit of HK\$107M in FY2026

批发业务由2025财年亏损 55百万港元转成2026盈利107百万港元

# RETAILING REVENUE ANALYSIS

## 零售收入分析

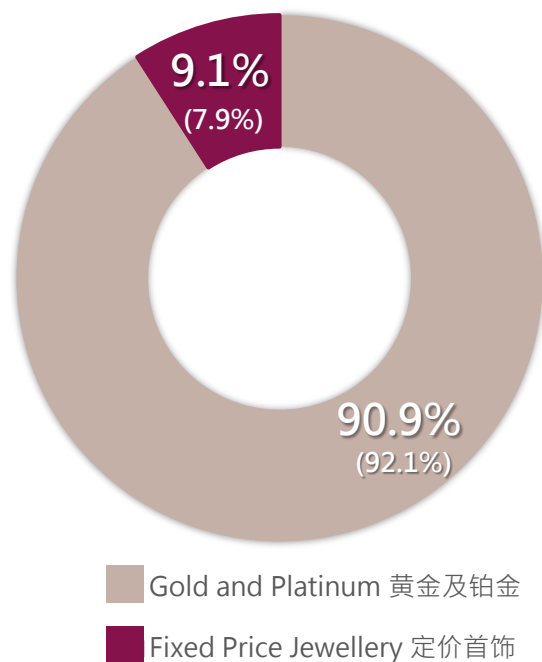


\* Self-operated shops and e-commerce business only 只包含自营店及电子商务业务

# MAINLAND E-COMMERCE

## 内地电子商务

Sales by Product  
销售以产品划分



\*Figures for FY2025 are shown in brackets  
括号内为2025财年数字

<sup>1</sup> ASP included value-added tax (VAT) 平均售价包含增值税

<sup>2</sup> Sales of self-operated shops and e-commerce business 自营店及电子商务销售额

### Revenue 收入

HKD 2,082百万  
+12.9%  
Y-o-Y Changes 按年变化

### Average Selling Price 平均售价<sup>1</sup>

RMB 3,200人民币  
+45.5%  
Y-o-Y Changes 按年变化

### Contribution to Mainland Retailing Revenue<sup>2</sup> 占内地零售收入<sup>2</sup>

54.7% (FY2025: 58.4%)

### Contribution to Group's Retailing Revenue<sup>2</sup> 占集团零售收入<sup>2</sup>

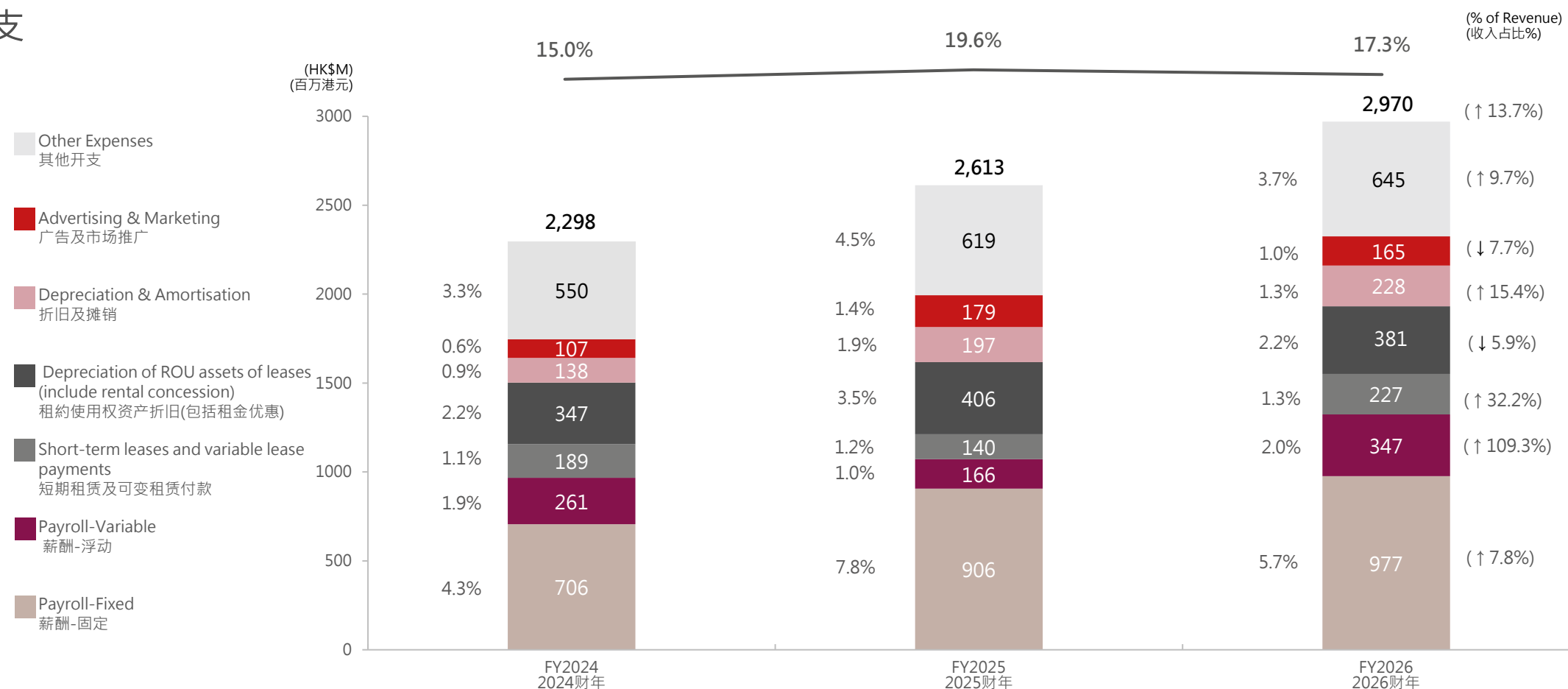
15.6% (FY2025: 16.7%)

### Distribution Channels 分销渠道

As at 31 Mar 2026:  
于2026年3月31日: 36

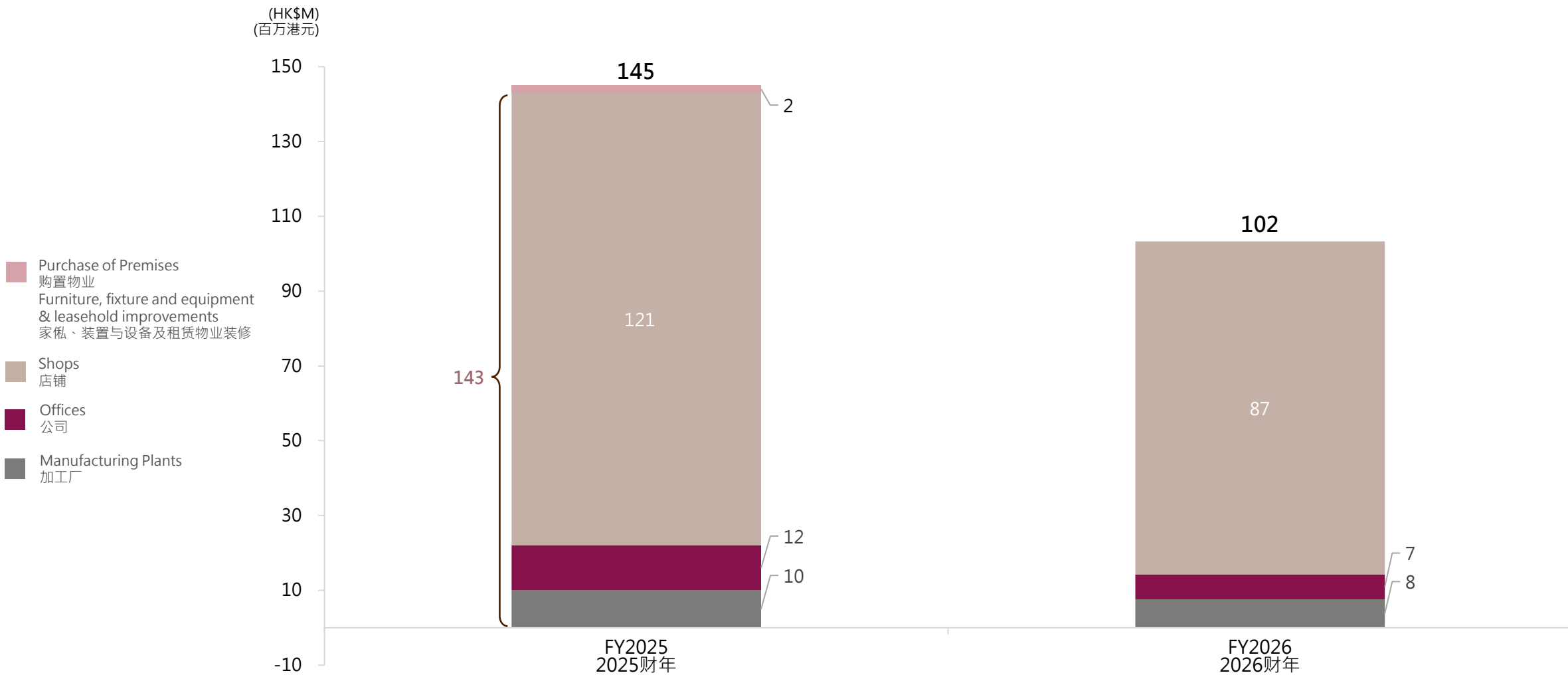
# TOTAL OPERATING EXPENSES

## 总经营开支



HK\$M	FY2024	FY2025	FY2026
Depreciation of ROU assets 固定租金及使用权资产折旧	347	406	381
Rent concession related to COVID-19 新冠疫情之租金优惠	0	0	0
Depreciation of ROU assets of leases(include rental concession) 租约使用权资产折旧(包括租金优惠)	347	406	381
Short-term leases and variable lease payments 短期租赁及可变租赁付款	189	135	227
Interest expense related to lease 与租赁有关的利息开支	24	41	35
<b>Total rent related expenses 总租金开支</b>	<b>560</b>	<b>586</b>	<b>643</b>
<b>Variance compared to prior year 与去年同期比较</b>	<b>N/A</b>	<b>+4.6%</b>	<b>+9.8%</b>

# CAPEX 资本开支



# FUTURE PLANS & STRATEGIES

未来计划与策略



# THREE-YEAR KEY STRATEGIES (FY2026-FY2028)

三年主要策略 (2026-2028财年)



# THREE-YEAR KEY STRATEGIES (FY2026-FY2028)

三年主要策略 (2026至2028财年)

## Focus on Overseas Market Expansion 专注于海外市场拓展



**Expected to achieve the three-year target ahead of schedule**  
预计可提前达成三年目标

As at 31 Mar 2026  
于2026年3月31日

Presents in 遍布

**12** countries or regions 个国家或地区

Worldwide total no. of shops:  
全球店铺总数:

**3,005**

Mainland Market 内地市场	Mainland 内地		2,880
Hong Kong and Macao Market 港澳市场	Hong Kong 香港	55	74
	Macao 澳门	19	
Overseas Markets 海外市场	Cambodia 柬埔寨	5	51
	The Philippines 菲律宾	4	
	Laos 老挝	1	
	Thailand 泰国	11	
	Australia 澳洲	7	
	Malaysia 马来西亚	7	
	The United States 美国	7	
	Vietnam 越南	6	
Canada 加拿大	3		

# NETWORK EXPANSION AND CAPEX IN FY2027

2027财年零售网络扩充及资本开支

## FY2027 Network Expansion Plans 2027财年零售网络扩充计划

		Net addition 净增加
Overseas 海外	<ul style="list-style-type: none"><li>• 50% Self-operated shops 自营店</li><li>• 50% Licensed shops 品牌店</li></ul>	30
Hong Kong 香港	<ul style="list-style-type: none"><li>• Self-operated shops 自营店</li></ul>	3
Macao 澳门	<ul style="list-style-type: none"><li>• Self-operated shops 自营店</li></ul>	3
Mainland 内地	<ul style="list-style-type: none"><li>• Self-operated shops 自营店</li><li>• Primarily 3DG Jewellery 主要为金至尊品牌</li></ul>	10

## CAPEX 资本开支

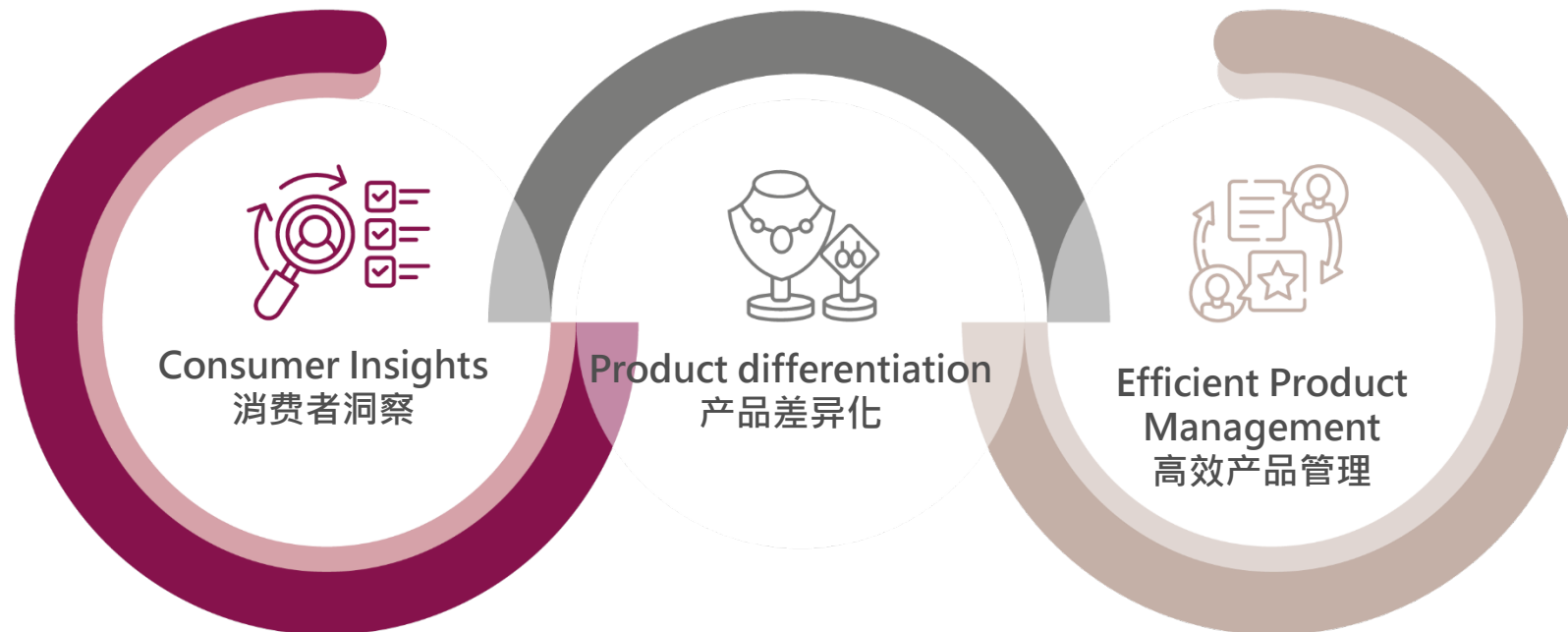
	(HK\$M) (百万港元)
<ul style="list-style-type: none"><li>• Shop renovation 店铺装修</li></ul>	110
<ul style="list-style-type: none"><li>• Office renovation and purchase of new equipment 行政中心翻新及添置新设备</li></ul>	6
<ul style="list-style-type: none"><li>• Nansha Plant renovation and purchase of new equipment 南沙加工厂翻新及添置新设备</li></ul>	20
<b>Total CAPEX Budget 总资本开支预算</b>	<b>136</b>

# THREE-YEAR KEY STRATEGIES (FY2026-FY2028)

三年主要策略 (2026至2028财年)

## Focus on Market-oriented Products

专注于市场导向产品



- In Response to the Trend of Polarized Consumption, Extending Focus to Both Premium and Affordable Luxury Segments  
因应消费两极化趋势·双向延伸至高端与轻奢导向
- In-depth Analysis of Consumer Needs and Optimization of Product Mix  
深入分析消费者需求·优化产品组合
- Launch of Concept Stores and Optimization of In-store Merchandising  
推出概念店及优化产品陈列方式
- Data-Driven Product Innovation  
数据驱动的产品开发

- Brand Story and Values  
品牌故事与价值观
- Unique Design and Craftsmanship Innovation  
独特设计及工艺创新
- Personalized Customization  
个性化定制
- IP Collaboration Projects  
联乘IP项目
- Quality Assurance  
质量保证

- Coordination of Sales and Marketing to Maximize Exposure and Boost Sales Volume  
协调销售与行销·最大化曝光量及提升销售额
- Strengthened Supply of Hot Selling Products and Maximized Sales Opportunities  
强化热销商品供应·最大化销售机会
- Precise Management of Product Structure  
精准掌控商品结构
- Maximized Inventory Efficiency  
最大化库存效率
- Flexible Adjustment and Improvement of Product Portfolio  
灵活调整及改善产品组合
- Data-based Product Management Strategy  
数据基础的产品管理策略


# THREE-YEAR KEY STRATEGIES (FY2026-FY2028)

三年主要策略 (2026至2028财年)

## Focus on Operational Efficiency Enhancement 专注于营运效益优化

### Staff Productivity Maximization 提升员工产能至最高水平

- Cultivation of Continuous Improvement (CI) and Innovation Culture  
培育持续改善及创新文化
- Strategic Thinking and Proactive Attitude Development  
培养策略思维及主动积极态度
- Training Program Optimization  
优化培训计划
- Performance Management System Advancement  
持续完善绩效管理系统



### Productivity Enhancement 促进生产力

- Supply Chain Optimization  
优化供应链管理
- Full Automation  
全自动化
- Big Data Management and Analysis  
大数据管理与分析
- Artificial Intelligence (AI) Application  
人工智能运用
- Cross-Departmental Collaboration and Agile Project Management  
跨部门协作与敏捷项目管理



BRANDING

品牌推广策略

# MULTI BRAND STRATEGY

## 多品牌策略

In response to the increasingly diverse market needs, Lukfook Group has continued to deepen its multi-brand strategy. By establishing a distinctly differentiated brand portfolio through precisely targeting various market segments, Lukfook aims to fully leverage the unique positioning and strengths of each brand to drive synergistic business growth. 为应对日益多样化的市场需求，六福集团持续深化多品牌策略，构建具备显著差异化的品牌矩阵，透过精准布局各细分市场，充分发挥旗下品牌的独特定位与优势，推动业务协同发展。



Lukfook Jewellery 六福珠宝



Lukfook Joaillerie 六福精品廊



3DG Jewellery 金至尊珠宝



Love LUKFOOK JEWELLERY



Heirloom Fortune 福满传家



Goldstyle

# SHOP IMAGES

## 店铺形象

Unveiled three types of shop image – “Image Shop”, “Affordable Luxury Shop” and “Concept Shop”, aiming to deliver a diverse yet cohesive shopping journey for customers. The “Image Shop” continues the brand’s core colour and infuses the space with a stylish, youthful vibe, delivering a visual experience defined by a sense of quiet luxury, spaciousness and brightness. The “Affordable Luxury Shop” focuses on high-end customers, interpreting impeccable taste through an elegant yet fashion-forward design language and creating a pleasant, premium shopping. Featuring a blend of brand culture and creative concepts, the “Concept Shop” subverts the gorgeous and cool image of traditional jewellery shops, unveiling different themed shops, including the “Moonlit Lotus Pond”, “Hong Kong Nostalgia” and “Black & Gold” themed shops. Through the seamless integration of spatial artistry and cultural elements, delivering a strikingly immersive sensory experience for consumers

精心打造了「形象店」、「轻奢店」及「概念店」三种新形象店铺，致力于为顾客建构多元且具凝聚力的消费旅程。「形象店」延续品牌核心色调，呈现低调奢华且宽敞明亮的视觉体验。「轻奢店」则聚焦于高端顾客客群，以典雅时尚的设计语汇诠释卓尔不凡的品味，营造惬意的尊享购物环境。而「概念店」更是在品牌文化的基础上融合创意理念，打破传统珠宝店华丽高冷的印象，推出包括「荷塘月色」、「香港情怀」及「黑金」等主题概念店，透过空间艺术与文化元素的深度融合，为消费者带来极具冲击力的沉浸式感官体验




Image Shop 形象店



Affordable Luxury Shop 轻奢店



Black & Gold  
黑金



Moonlit Lotus Pond  
荷塘月色



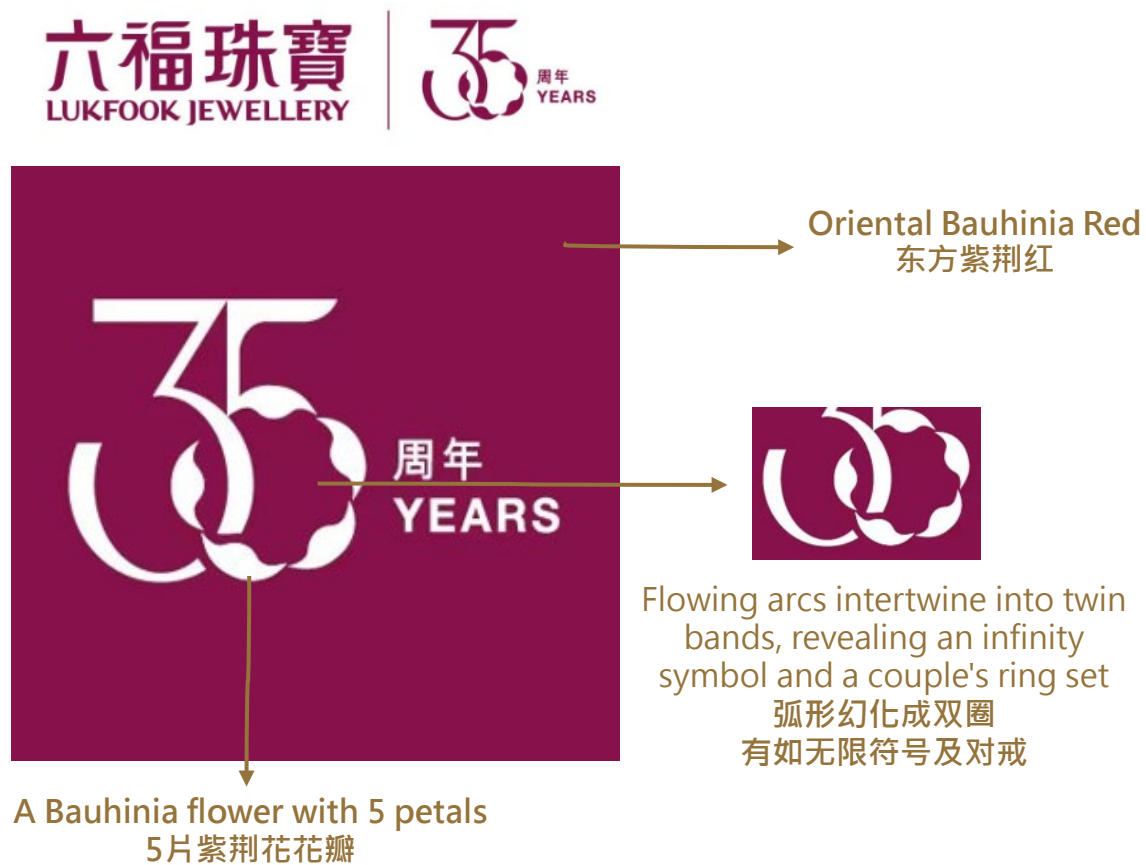
Hong Kong Nostalgia  
香港情怀

# 35<sup>th</sup> ANNIVERSARY

## 35周年庆

As the brand celebrates its 35th anniversary in 2026, the Group has officially launched a comprehensive upgrade of brand image. Drawing inspiration from the “Bauhinia”, the floral emblem of the Hong Kong Special Administrative Region, the brand has introduced a new brand colour, “Oriental Bauhinia Red”. This not only significantly enhances the brand’s visual identity but also reflects the brand’s deep heritage and emotional ties to Hong Kong, powerfully echoing the corporate vision of “Brand of Hong Kong, Sparkling the World”

适逢2026年品牌成立35周年，正式推出品牌形象全面升级，以香港特别行政区区花紫荆花为灵感，推出全新品牌颜色东方紫荆红，不仅显著提升品牌视觉辨识度，更深刻体验品牌价值跟香港的本土情感，呼应香港品牌国际的企业愿景



The concept video marks the official debut of our new brand identity color and 35th-anniversary logo  
概念视频官宣启用品牌新色及35周年logo

# 35<sup>th</sup> ANNIVERSARY

## 35周年庆

Application of the new brand colour - "Oriental Bauhinia Red"  
全新品牌颜色「东方紫荆红」之应用



Official Website of Lukfook  
六福珠宝官方网站



Shop Signage  
店铺标志



Jewellery Boxes  
首饰盒



Social medias and e-shop  
各社交媒体及电商平台



Window Decoration  
橱窗装饰




Jewellery Display  
陈列台

# GLOBAL BRAND AMBASSADOR

## 全球品牌代言人

Invited acclaimed actor Cheng Yi as the global brand ambassador. He has effectively strengthened overall brand visibility and played a key role in driving sales performance through strategic endorsement initiatives

邀请实力演员成毅担任品牌全球代言人，透过一系列策略性代言举措，显著提升了品牌整体知名度，并为带动销售增长发挥了重要作用



Through a series of omni-channel promotional campaigns and advertising placements in several of his hit drama series, including the popular period dramas "The Vendetta of An", "Sword and Beloved" and "The Journey of Legend", which clinched the "Most Commercially Valuable Film and Television IP of the Year" at the 2025 Half-Moon Awards, the brand successfully leveraged the popularity of these drama to amplify product reach

透过多个覆盖全渠道的推广活动以及在其主演的多部热播剧集投放广告，包括人气古装剧集《长安二十四计》、《天地剑心》以及荣获2025年度半月奖「年度最具商业价值影视IP」的《赴山海》，成功藉由影视热度加强产品传播

# SIGNATURE COLLECTION – DIABLING SHIMMERING GOLD

## 主打系列 - 冰·钻光影金

"Diabling Shimmering Gold" Collection is crafted with CNC colour radiating finish, 360-degree filigree and precision laser cutting to create a multi-faceted radiant effect on gold. It has gained high popularity among consumers since its launch and has an aggregate sales of over 2 billion dollars!

「冰·钻光影金」采用CNC炫彩技术、360度花丝工艺及精雕激光切割，实现黄金多面炫闪效果。自推出以来便深受消费者喜爱，累计销量超过20亿元!



Have held 5 roadshows and 100 VIP events of "Diabling Shimmering Gold" across the country  
于全国举办了5场「冰·钻光影金」巡展及100场VIP沙龙活动

Rolled out the "I Shine for Diabling" and invited management & shop representatives of different countries and regions to showcase Diabling collection


推出了「我为冰钻光影金代言」，并邀请了管理层及不同国家和地区的店铺代表展示「冰·钻光影金」系列

# SIGNATURE COLLECTION – HULU

## 主打系列 - 葫芦

Hulu symbolizes fortune and prosperity. Through various designs and craftsmanship, from traditional to contemporary aesthetic interpretations, and a series of promotional campaigns to make “Get Hulu at Lukfook” deeply rooted in people’s heart

葫芦寓意「福禄」，以传统及现代美学之不同设计及工艺诠释葫芦，配合一系列营销活动，让「买葫芦来六福」深入人心



“Get Hulu at Lukfook” pop up store at the famous morning market in Mukden  
「买葫芦来六福」快闪店登陆沈阳人气早市



# SIGNATURE COLLECTION – HEIRLOOM FORTUNE


## 主打系列 - 福满传家

Heirloom Fortune Upholds the philosophy of “passing down the traditional virtue of filial piety and conveying the blessing for a blissful life”, interprets the essence of traditional culture with finely crafted gold pieces, and incorporates craftsmanship including antique gold techniques, mother-of pearl inlay and gilt-colouring into gold products to showcase the distinctive charisma of antique styles and cultural values


福满传家秉持「家传孝道、福满人生」的理念，将数千年传统文化积淀融入每件产品，结合古醇金、螺钿镶嵌及鎏彩等工艺，赋予黄金作品独特的古风韵味与深厚内涵



“Charm of Song Dynasty”  
Collection  
「宋韵传家」系列



“Tang Dynasty Style”  
Collection  
「福满唐潮」系列



Held roadshows of “Charm of Song Dynasty” in Beijing and Dalian

于北京及大连举办「宋韵传家」巡展

# SIGNATURE COLLECTION – LOVE IS BEAUTY

## 主打系列 – 爱很美

Love is beauty, a natural diamond collection that has been launched for over 14 years, features heart-shaped elements and elegant lines in its design to symbolize love, expressing romantic affection and happiness

推出超过14年的爱很美天然钻石系列，融入象征爱情的心形元素及线条美学，表达浪漫爱意和幸福

六福珠寶  
LUKFOOK JEWELLERY

35 周年  
YEARS

全球代言人 成毅

Circling You  
— 让爱环绕 —  
因为爱很美

lukfook.com 官方微店 顾客服务热线 400 884 6222

The advertisement features actor Cheng Yi in a white suit, surrounded by flowers. In the foreground, several diamond rings are displayed. The background is a soft, light blue gradient.



The 'Love is Beauty' collection features a variety of 18K gold diamond pendants, rings, earrings, and bangles, crafted with a unique 'Shiny Diamond Setting' technique that enhances the visual effect of the diamonds, offering a style that is simple yet elegant

「爱很美」系列推出多款18K金钻石吊坠、戒指、耳环及手镯等珠宝首饰，配以独特“放闪车花”工艺，令钻石的视觉效果倍增，风格简约而不失华美

# IP COLLABORATIONS

## IP合作

To reach a broader consumer base, the brand established a comprehensive portfolio of IP collaborations. Through these diverse IP collaborations in the “China-chic”, Chinese animation, arts, fashion and art toy domains, the brand aims to transform cultural value into product value.

为触达更广泛的消费群体，品牌建立了完善的IP合作矩阵，通过多元IP的合作，在国潮、国漫、艺术、时尚、潮玩领域，实现文化价值转化为产品价值

### Night Banquet in Tang Palace 唐宫夜宴

To further solidify the leadership in the “China-chic” domain, we have collaborations with 3 IPs under “Tang Palace Cultural Creation”. One of the IPs “Night Banquet in Tang Palace”, which is one of the Top 10 National IPs of 2021, was launched in September 2025. The other two IP collaborations - “Rhapsody on the Luo River Goddess” and “Longmen Vajra” have also been rolled out in 2026

进一步巩固在「国潮」领域的优势，与「唐宫文创」旗下3个IP合作，其中「唐宫夜宴」乃2021年十大年度国家IP并已于2025年9月推出，其余两个IP - 「洛神水赋」及「龙门金刚」的合作亦已于2026年陆续推出



Being the first national jewellery brand to hold a large-scale jewellery exhibition at the Henan Museum which set a new standard for the industry

成为首个在河南博物院举办大型珠宝主题展的国民珠宝品牌，树立行业策展新标杆



Co-hosted the “Reborn of the Treasures of the Tang Dynasty” MR jewellery exhibition with Tang Palace Cultural Creation, introducing MR technology to create a more immersive and interactive exhibition experience tailored to younger audiences.

与唐宫文创联名举办「大唐瑰宝再现」MR珠宝展，引入MR技术以更符合年轻人互动习惯的方式提升观展趣味

# IP COLLABORATIONS

## IP合作

### Rhapsody on the Luo River Goddess

#### 洛神水赋



Joined hands with Tang Palace Cultural Creation 's IP to present the "Rhapsody on the Luo River Goddess" Collection. Drawing inspiration from the divine imagery of the ethereal goddess immortalised in ancient literature, the collection distils the gentle fluidity of water and the resilient beauty of women into refined jewellery artistry. "Rhapsody on the Luo River Goddess" themed train embarked its journey on 3.8 Women's Day in Nanning. The related campaign topic generated over 90 million views, successfully igniting massive social media buzz

唐宮文创旗下IP呈现「洛神水赋」系列，凝萃古籍神女意象，将水的温婉流动与女性的柔韧美凝聚于珠宝中。洛神水赋列车于3.8妇女节在南宁启航，相关话题热度突破9000万，引爆社交声量

### Longmen Vajra

#### 龙门金刚




The eternal Longmen Grottoes and the flowing Yi River stand as witnesses to a millennium of civilization. When tradition meets modernity, Longmen Vajra—a renowned IP under Tang Palace Cultural Innovation—brings these ancient protectors to life across time and space. Inspired by this legacy, Lukfook Jewellery introduces the 'Longmen Vajra' Collection, capturing the striving spirit of 'the carp leaping over the Dragon Gate' and inheriting the steadfast resolve of 'the Guardians' protection,' beautifully embodying the life wisdom that 'a life of modest fulfillment surpasses perfection

永峙的龙门石窟与奔流的伊水，见证了千年的文明史诗。当传统碰撞现代，「唐宮文创」旗下的知名IP《龙门金刚》让沉睡千年的守护者跨时空新生。以此推出「龙门金刚」系列，取「鲤跃龙门」之奋斗精神，承「金刚守护」之坚定信念，完美诠释「人生小满胜万全」的生活智慧

# IP COLLABORATIONS

## IP合作

Ne Zha  
哪吒



Following the successful collaboration in 2020 with the phenomenal film "Ne Zha", a new series of product collaborated with the globally popular Chinese animated film: Ne Zha 2 has been launched

继2020年与现象级影视IP电影「哪吒之魔童降世」成功合作后，重磅与火爆全球的国漫电影「哪吒之魔童闹海」合作推出系列产品

Rilakkuma™  
轻松小熊



Collaborated with San-X for over 10 years to create numerous jewellery products of the Rilakkuma

与日本San-X合作逾10年，打造多款以轻松小熊为主题的珠宝产品

# IP COLLABORATIONS

## IP合作

Miss Hong Kong  
香港小姐



For the 24th year, Lukfook Jewellery served as the official sponsor of the crown and jewellery for the "Miss Hong Kong Pageant", Lukfook also introduced the "Love Yourself" Collection and a limited-edition 18K gold diamond crown to strengthen its brand image connection with "Beauty"

六福珠宝第24年成为「香港小姐竞选」后冠及珠宝首饰赞助商，并联合推出「悦己爱己」系列及限量版18K金钻后冠，进一步强化品牌与「美」的联系

Xiqi  
稀奇



Co-launched new products with "X+Q Art", founded by renowned Chinese sculptor Qu Guangci

与中国著名雕塑家瞿广慈于2010年创立的「稀奇艺术」联名推出新品

# LUKFOOK JEWELLERY RACEDAY

## 六福珠宝赛马日

Marking the 10<sup>th</sup> year of collaboration with The Hong Kong Jockey Club, Lukfook Jewellery hosted the "Lukfook Jewellery Raceday", using the prestigious event as a platform to showcase the brand's exquisite creations that blend various elements such as gold, diamonds and rubies and exceptional craftsmanship to a global audience

六福珠宝与香港赛马会合作举办第10年「六福珠宝赛马日」，藉赛马日平台向世界展示六福珠宝融合黄金、钻石、红宝石等多种元素的精致作品与精湛工艺



Invited renowned actress Miss Linda Chung as the Guest of Honour. She dressed in an elegant, pure white gown, made a stunning grand finale appearance, perfectly showcasing Lukfook Jewellery's latest diamond collections and captivating the audience with her grace

邀请了知名艺人钟嘉欣担任主礼嘉宾。她身穿优雅的纯白长礼服压轴登场，完美演绎六福珠宝的最新钻饰系列，高贵气质惊艳全场



Miss Hong Kong 2025 Champion Ms. Stacey Chan, First Runner-up Ms. Angela Stanton, Second Runner-up Ms. Jane Yuan, and Miss Photogenic & Miss Friendship Ms. Victoria Lee attended the event, adding immense beauty, elegance and star power to the racecourse

2025年度香港小姐冠军陈咏诗小姐、亚军施宇琪小姐、季军袁文静小姐，以及最上镜小姐暨友谊小姐李尹嫣小姐盛装出席活动，配戴上六福珠宝最新设计的钻饰系列，在耀眼的珠宝光芒与优雅的服饰衬托下，完美展现现代女性的独特美态与高贵气质



# CUSTOMER RELATIONSHIP

## 顾客关系



10,400,000 (+16%)

Total Number of Members  
as of 31 Mar 2026  
截至2026年3月31日之会员总数



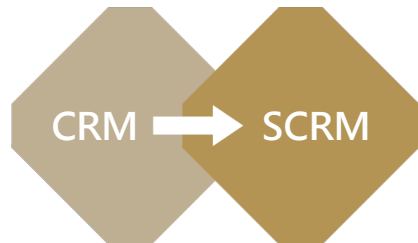
80% (+25p.p.)

Member Contribution to Group's  
Retail Sales in FY2026  
2026财年会员占集团零售销售额



+44%

Member Spending in FY2026  
2026财年会员消费额



Upgraded CRM to SCRM to form the foundation of we-media and track customers' spending patterns through different channels, in order to integrate marketing strategies with consumer behaviour

CRM的基础上升级，以SCRM形成自媒体基础，多渠道追踪客户行为，整合在线与线下会员，使营销与消费者行为相融合



Leveraging data from SCRM, the "Digital Concierge" feature in the WeChat mini-program enables a seamless one-stop membership experience while enhancing overall service capabilities

会员小程序的「智能管家」功能，利用SCRM之会员数据，实现一站式会员服务体验之优化及服务能力之提升



Marking the milestone of 10 million members, we express our gratitude with exclusive privileges, fostering a meaningful two-way connection between the brand and members

会员人数突破一千万里程碑，以尊属礼遇回馈千万份热爱，实现品牌与会员的双向奔赴



Held nearly 10,000 VIP workshops in a year

每年举办接近10,000个VIP工作坊

# CELEBRITY MARKETING

## 名人推广

Invited a variety of celebrities for short to long-term marketing campaigns to raise brand awareness and recognition among our target customers of different brands and product collections

邀请多位名人参与短期至长期推广项目，以增加各品牌及产品系列在市场的知名度和认可度



Collaborated with actresses Alyssa Chia, Mao Xiaotong, Elvira Cai, Michelle Chen, Selena Lee, Snow Kong, Kai Deng and singer Agatha Kong to shoot promotional photos for Collections such as "DiaBling Shimmering Gold", "Wedding", and "Night Banquet in Tang Palace", continuously reinforcing the diverse presentation of the brand's style

与演员贾静雯、毛晓彤、蔡文静、陈妍希、李施桦、孔雪儿、邓凯及歌手江海迦等合作拍摄「冰·钻光影金」、「婚嫁」与「唐宫夜宴」等系列造型照，持续强化品牌风格的多样化呈现



Invited Ms. Grace Chan as the guest of honour of the shop opening ceremony of two new shops in USA and Canada  
邀请了陈凯琳小姐担任美加两新店开幕典礼之主礼嘉宾



Sponsored the jewellery of Red Carpet MCs – Ms. Shirley Shum, Mr. Johnny Hui and Mr. Brian Chan in Hong Kong Film Awards 2025.

赞助2025香港电影金像奖红地毯司仪沈殷怡、强尼和陈安立的首饰

# JOINT PROMOTION WITH REPUTABLE PARTNERS

## 联合推广

Co-organised promotion activities with various reputable partners to expand brand exposure to target customers

与知名品牌合作推广，以扩大品牌在目标客户之间的曝光率



Crafted the champion rings for the “King Pro League” for 20 consecutive seasons, enriching its product portfolio while enhancing its influence among Gen Z

连续20季为KPL王者荣耀职业联赛打造「王者之戒」，

在丰富产品组合的同时提升品牌在Z世代的影响力



Carried out joint promotion with Blue girl and made the gold products for the collaboration

与蓝妹啤酒联合推广及打造联名黄金产品



Joined hands with VVC and Banila Co, brands also endorsed by Chen Yi in online promotion  
与同样为成毅代言的品牌VCC和芭妮兰携手合作线上推广

# JOINT PROMOTION WITH REPUTABLE PARTNERS

## 联合推广

Co-organised promotion activities with various reputable partners to expand brand exposure to target customers  
与知名品牌合作推广，以扩大品牌在目标客户之间的曝光率

Collaborative Jewellery Show by Lukfook Jewellery and China Everbright Bank  
六福珠宝与光大银行联乘珠宝品鉴会



Collaborative Jewellery Show with the Tang Palace Cultural Creation's IP – "Rhapsody on the Luo River Goddess" by Lukfook Jewellery and The MixC Mall  
六福珠宝与南宁万象城联乘唐宫文创「洛神水赋」珠宝品鉴会



Joint Member Event by Lukfook Jewellery and Starbucks  
六福珠宝与星巴克联乘会员活动





SUSTAINABILITY

可持续发展

# FY2026 SUSTAINABILITY RECOGNITIONS AND AWARDS

## 2026财年可持续发展认证及奖项



Total  
共获

: 29

Recognitions and Awards  
认证及奖项



Overall ESG  
整体环境、社会及管治 : 6

The Group has once again been awarded the “Honourable Mention for ESG Excellence (Hang Seng Composite Index Constituent Companies)” at the “Hong Kong Corporate Governance and ESG Excellence Awards”  
集团在香港上市公司商会及香港浸会大学公司治理与金融政策研究中心主办的「香港公司治理与环境、社会及管治卓越奖」中，再度荣获「环境、社会及管治评奖委员会嘉许奖（恒生综合指数成份股公司）」



Environmental  
环境 : 6

The Group has been honoured with the “Hong Kong Awards for Environmental Excellence” for the eighth consecutive year. This year, the Group once again received the Certificate of Merit in the “Shops and Retailers” category  
集团连续八年荣获由环境运动委员会联同环境及生态局及多个机构颁发的「香港环境卓越大奖」。本年度，集团于「商铺及零售业」组别中再度摘得优异奖



Social  
社会 : 4

The Group has been honoured with the “Caring Company” logo for the 16th consecutive year and has also received the “Advanced Performance” certificate this year  
集团连续第十六年荣获「商界展关怀」荣誉标志，并于本年度获颁「进阶表现」证书



Governance  
管治 : 13

The Group’s subsidiary, Guangzhou Victoria Jewelry Testing Company Limited (“Guangzhou VGI”), has successfully passed the strict assessment of the China National Accreditation Service for Conformity Assessment (CNAS) and has been officially granted the Laboratory Accreditation Certificate (Registration No.: CNAS L23718)  
集团附属公司广州维多利亚珠宝检测有限公司（「广州VGI」）通过中国合格评定国家认可委员会（CNAS）的严格评审，正式获发实验室认可证书  
(注册号：CNAS L23718)

# Climate Targets Roadmap (FY2030-FY2050)

## 气候目标路线图 (2030-2050财年)

### FY2030 Near-term Targets

#### 2030财年短期目标



Achieved in FY2026  
已于2026财年提前达成

GHG Emissions Intensity (Scope 1 & 2)  
温室气体 (范围1及2) 排放密度

▼ 30%

before FY2030  
2030财年前

Energy Consumption Intensity  
能源消耗总量密度

▼ 20%

before FY2030  
2030财年前

### FY2050 Long-term Goal

#### 2050财年长远目标

**Carbon Neutrality** in Scope 1 & 2 Operations

范围1及2业务营运**碳中和**

**FY2050财年**

By or before  
或之前實現



OPEN FORUM

公开讨论



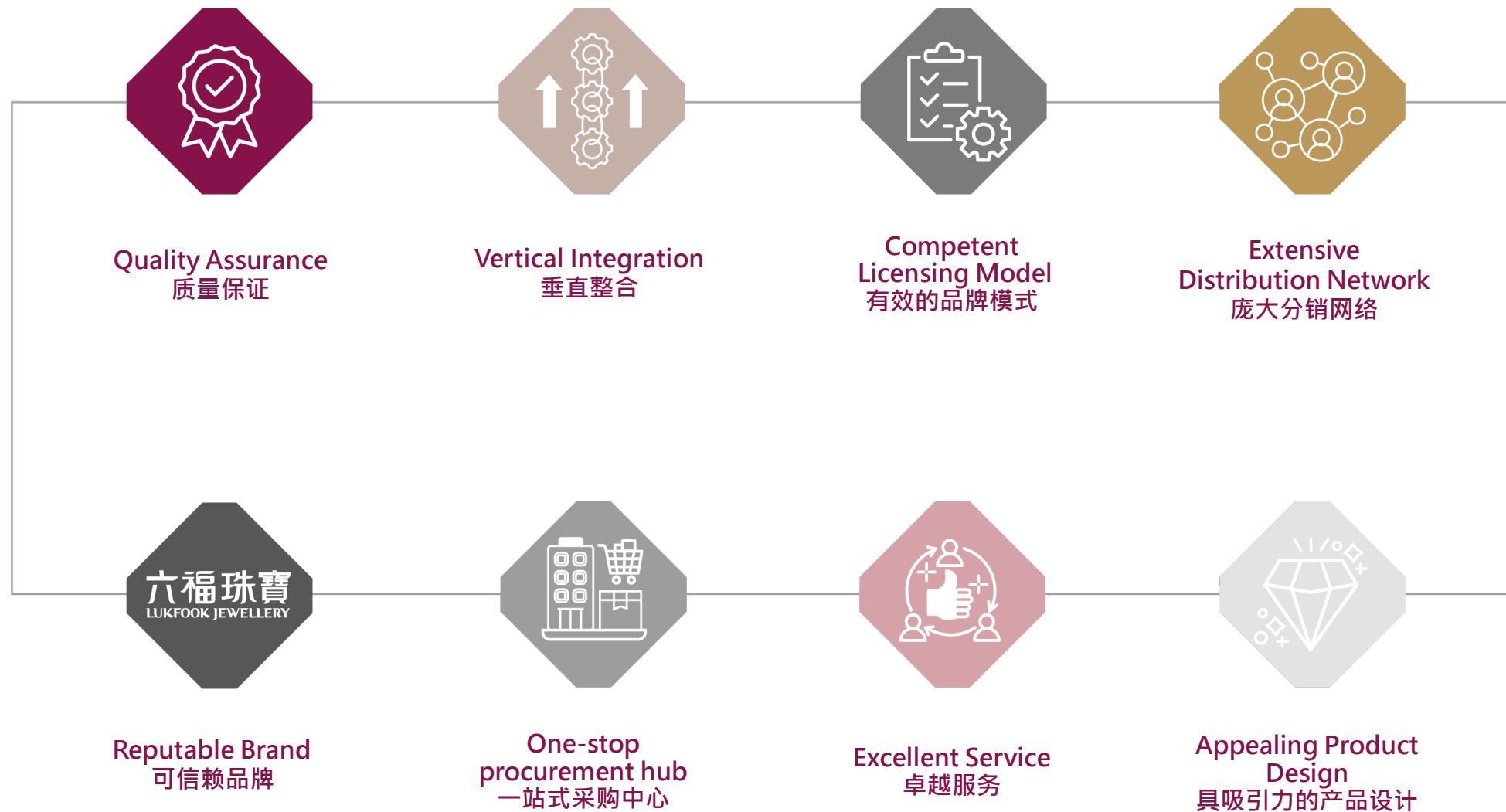


# CORE COMPETENCES

核心竞争优势

# CORE COMPETENCES

核心竞争优势



# VERTICAL INTEGRATION

## 垂直整合

Vertical integration helps strengthen operational efficiency, cost effectiveness, market responsiveness and supply reliability to enhance competitiveness

垂直整合有助强化营运效率、成本效益、市场反应能力及供应可靠度，以增强竞争力



\* Royalty income from licensees on their purchases of all products from Lukfook (wholesaling) and authorized supplier  
专利收入是在品牌商向六福(批发)及授权供应商购入商品时收取

# COMPETENT LICENSING MODEL

## 有效的品牌模式

### Licensing Model 品牌模式



### Advantages 优点

- Ride on local knowledge  
善用当地市场认知
- Rapid market expansion  
迅速扩展市场
- Diversification of investment risk  
分散投资风险
- Enhancement of brand recognition  
提高品牌知名度

### Requirements 条件

- Initial investment: Min. RMB 4M  
初期投资：最少人民币400万元
- Background check and site inspection  
背景调查及现场勘查
- Contract renewal period: 1 year  
续约期限：1年

# COMPETENT LICENSING MODEL

## 有效的品牌模式

Stringent control system applied on both self-operated and licensed shops  
自营店和品牌店采用统一的监管系统



### Operational Control 营运监管

- Whistleblowing System and Reward Scheme  
鸣笛系统及奖励计划
- Sales and Inventory System Access  
销售及存货系统登入
- DVR System  
录像系统
- Operational Compliance Audit Team  
营运合规性审查小组




### Pricing Control 价格监管

- Standardised retail price through centralised labeling process  
透过中央控制统一货品标签，以划一产品零售价
- Centralised control on discount policy  
中央折扣政策



### Product Quality Control 货品品质监管

- 100% diamond products supplied by the Group  
钻石产品100%由六福供应
- Authorized suppliers on other products  
其他产品由指定供应商供应
- All gem-set jewellery products were accredited with NGTC /GTC certificates  
所有珠宝首饰均拥有国检/省检证书
- Sightholder of De Beers - steady quality diamond supply  
De Beers特约配售商 – 稳定优质钻石之供应



### Brand Image Control 品牌形象监管

- Authorised renovation contractors to ensure standardised shop image  
指定装修承包商以划一商铺形象
- Prior approval on all advertising & promotion to deliver consistent brand image  
审批广告和宣传，以建立一致品牌形象
- Standardised operational materials (e.g.: uniform, packaging) in all shops to uphold brand image  
统一营运物资(例如: 制服, 包装)以建立一致品牌形象



### Distribution Network Control 零售网络监管

- Prior approval on retail locations  
中央筛选零售点位置



### Service Quality Control 服务质量监管

- Mystery Shopper System on service quality control  
神秘顾客计划及进行服务品质监管
- Centralised Staff Training  
统一员工培训
  - Regional training centre  
区域培训中心
  - E-Learning programmes  
网上学习课程
  - On-site training  
实地培训

# REPUTABLE BRAND

## 可信赖品牌

Lukfook Jewellery is positioned as a brand with the finest products and quality services targeting the mass luxury market. As a Hong Kong brand with over 30 years of history, the Group puts substantial effort in building a welcoming and warm-hearted brand image to penetrate into the middle-class market.

六福珠宝以大众化奢侈品的市场为定位，一直为顾客提供优质珠宝产品和服务。作为一家逾30年历史的香港品牌，集团致力建立殷切亲和的品牌形象以渗透中产市场。



The Group has been awarded the “Hong Kong Star Brand Award - Enterprise” by the Hong Kong Small and Medium Enterprises Association for the 13th consecutive year

集团连续第十三年荣获由香港中小型企业联合会颁发「香港星级品牌-企业奖」



The Group has been awarded as a “Consumer Caring Company” by the GS1 Hong Kong for the 13th consecutive year

集团连续13年被香港货品编码协会嘉许为「贴心企业」



The Group’s jewellery design team captured 7 awards at the 27th Hong Kong Jewellery Design Competition. Among them, the design pieces “Classical Charm” and “Energetic” received the “Open Group - Best of Show Award”

集团珠宝设计团队于第27届「香港珠宝设计比赛」中勇夺7项殊荣。其中，设计作品「古典气韵」及「活力」更荣获「公开组大奖」



The Group has been awarded the “ESG Pledge” by The Chinese Manufacturers’ Association of Hong Kong for the fourth consecutive year

集团连续第四年荣获香港中华厂商联合会颁发的「ESG约章」嘉许

# APPEALING PRODUCT DESIGN

## 具吸引力的产品设计

- ◆ Professional jewellery design teams in Shenzhen and Nansha in Mainland and Hong Kong  
于内地深圳、南沙及香港设有专业设计团队
- ◆ Have attained nearly 230 awards  
获得近230个奖项



Title of Design: Classical Charm

Design Concept: Inspired by the enamel-on-porcelain painting art of the Qing Dynasty imperial court, this piece uses exquisite jewellery craftsmanship to reflect the emperor's refined taste for beauty and the continuation of Chinese culture. The hairpin, centred on a blooming peony, employs coloured gemstones to vividly interpret the bright colours and intricate compositions of traditional enamel glazes. This peony-themed design symbolises "ten thousand flowers offering auspiciousness," conveying the admiration and timeless charm of nature.

作品：古典气韵

设计概念：将清代宫廷的珐琅瓷绘艺术为灵感元素，设计师以珠宝的工艺，展现出帝皇对美的品味以及文化的延续。发簪主体设计为一朵盛开的牡丹花，运用彩宝石演绎出鲜艳的珐琅釉色彩和构图，这款发簪象征着「万花献瑞，盛世升平」的美好寓意，让我们体验那份跨越时空的自然优雅气韵。



Title of Design: Energetic

Design Concept: Oranges are rich in vitamin C, paired with translucent yellow droplets. This masterpiece symbolises vibrant vitality.

作品：活力

设计概念：富含维他命C的橘子，配搭晶莹剔透的黄色宝石，象征蓬勃的生命力。顺畅自然的果汁线条，突显了橘子的清新优雅。

# Meticulous Quality Assurance

## 质量保证

### Quality Assurance Schemes

#### 质量保证计划



#### China Gems Laboratory Limited 中华珠宝鉴定中心有限公司

The only laboratory in Hong Kong that meets the requirements of accreditation in jadeite jade testing, diamond authentication and grading, and gold fineness testing. Besides, it is the first laboratory in Hong Kong to obtain Chinese national standards GB/T9288 accreditation in gold testing  
香港唯一同时符合硬玉质翡翠测试、钻石鉴定评级及黄金纯度检测的珠宝鉴定中心。中心更是香港首间成功考核中国国家标准 GB/T9288 黄金检测方法认证之珠宝鉴定中心

#### Victoria Gemology Institute Limited 维多利亚宝石学院

Passed the ISO/IEC 17025 accreditation of the ANSI-ASQ National Accreditation Board (ANAB) and the accreditation of the International Laboratory Accreditation Cooperation (ILAC) and is authorised to issue internationally recognised reports for diamond grading, jadeite jade, ruby, sapphire and emerald testing  
已通过美国国家认可委员会 ANSI-ASQ National Accreditation Board (ANAB) 的ISO/IEC 17025考核及国际实验室认可合作组织 International Laboratory Accreditation Cooperation (ILAC) 的认可，可签发国际认可的钻石评级报告、翡翠、红宝石、蓝宝石及祖母绿检测报告

#### Guangzhou Victoria Jewelry Testing Company Limited 广州维多利亚珠宝检测有限公司

Passed the strict assessment of the China National Accreditation Service for Conformity Assessment (CNAS) and has been officially granted the Laboratory Accreditation Certificate (Registration No.: CNAS L23718). This accreditation signifies that Guangzhou VGI is now legally authorised to use both the CNAS national accreditation mark and the ILAC Mutual Recognition Arrangement mark within the accredited scope  
通过中国合格评定国家认可委员会 (CNAS) 的严格评审，正式获发实验室认可证书 (注册号：CNAS L23718)。这标志着广州VGI可在认可范围内合法使用CNAS国家认可标识及ILAC相互承认协议标记

#### The Kimberley Process Certification Scheme 金伯利进程国际证书制度(KPCS)

All our suppliers are required to fulfill the KPCS which ensures the rough diamonds supplied are not “conflict diamonds”  
集团的所有供货商均需符合KPCS的要求,以确保采购的钻石毛坯并非「冲突钻石」

#### National Gemstone Testing Center (NGTC) 国家珠宝玉石质量监督检验中心

The Group collaborated with the NGTC and became one of the first jewellery brands to launch e-certificate, making joint efforts to provide quality assurance for consumers  
集团与国家珠宝玉石质量监督检验中心携手合作，成为首批推出电子证书的珠宝品牌，共同为消费者提供质量保证

#### 成为香港首家推出GIA养殖珍珠分级报告服务的珠宝零售商

Became the First Hong Kong Jewellery Retailer to Launch the GIA Cultured Pearl Classification Report Service

# EXCELLENT SERVICE

## 卓越服务



"Delivering the Beauty of Love with Six Heartfelt Services"  
Customer Service Programme

「六心传为您 因为爱很美」顾客服务计划

Hong Kong Retail Management Association  
香港零售管理协会

"Quality Service Benchmarking Assessment":  
Received an average performance score of over 96% in January-March 2026  
「优质服务衡量评估」：  
于2026年1至3月期间，平均表现分达96%以上

Research Management Ltd.

"Mystery Shopper Programme":  
Received an average score of 96 by Hong Kong branches in January-March 2026  
「神秘顾客计划」：  
于2026年1至3月期间，香港整体服务平均分达96分



香港服務名牌十年成就獎  
Hong Kong Top Service Brand Ten Year  
Achievement Award



# COMPANY PROFILE

## 公司简介

六福珠寶  
LUKFOOK JEWELLERY  
香港品牌 国际演绎

# ABOUT LUKFOOK

## 关于六福


A leading jewellery retailer in Mainland and Hong Kong  
内地及香港主要珠宝零售商之一

### Main Business 主要业务

The Group principally engages in the sourcing, designing, wholesaling, trademark licensing and retailing of a variety of gold and platinum jewellery and gem-set jewellery products

集团主要从事各类黄铂金首饰及珠宝首饰产品之采购、设计、批发、商标授权及零售业务

### Milestone 里程碑





# APPENDICES

## 附錄

# DIVIDEND

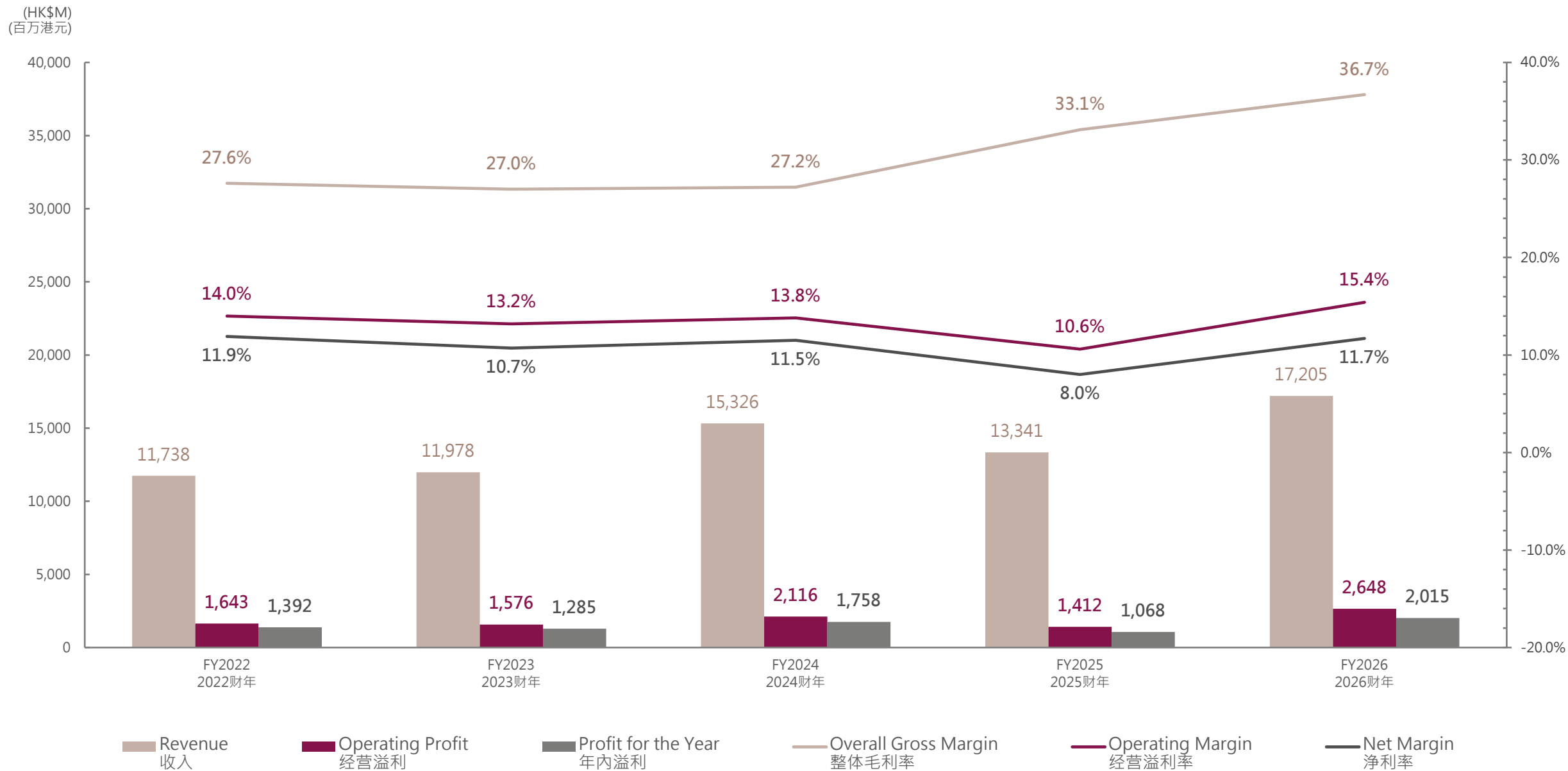
## 股息

(HK\$) (港元)	FY2026 2026财年	FY2025 2025财年	Y-o-Y Changes 按年变化
Basic Earnings per Share 每股基本盈利	HK\$3.48	HK\$1.87	+86.1%
Final Dividend per Share 每股末期股息	HK\$1.02	HK\$0.55	+85.5%
Interim Dividend per Share 每股中期股息	HK\$0.55	HK\$0.55	0.0%
Annual Dividend per Share 每股全年股息	HK\$1.57	HK\$1.10	+42.7%
Dividend Payout Ratio <sup>1</sup> 派息比率 <sup>1</sup>	45%	59%	-13.7p.p.

1. Dividend Policy: Dividend payout ratio at 40-45%  
派息政策：派息比率为40-45%

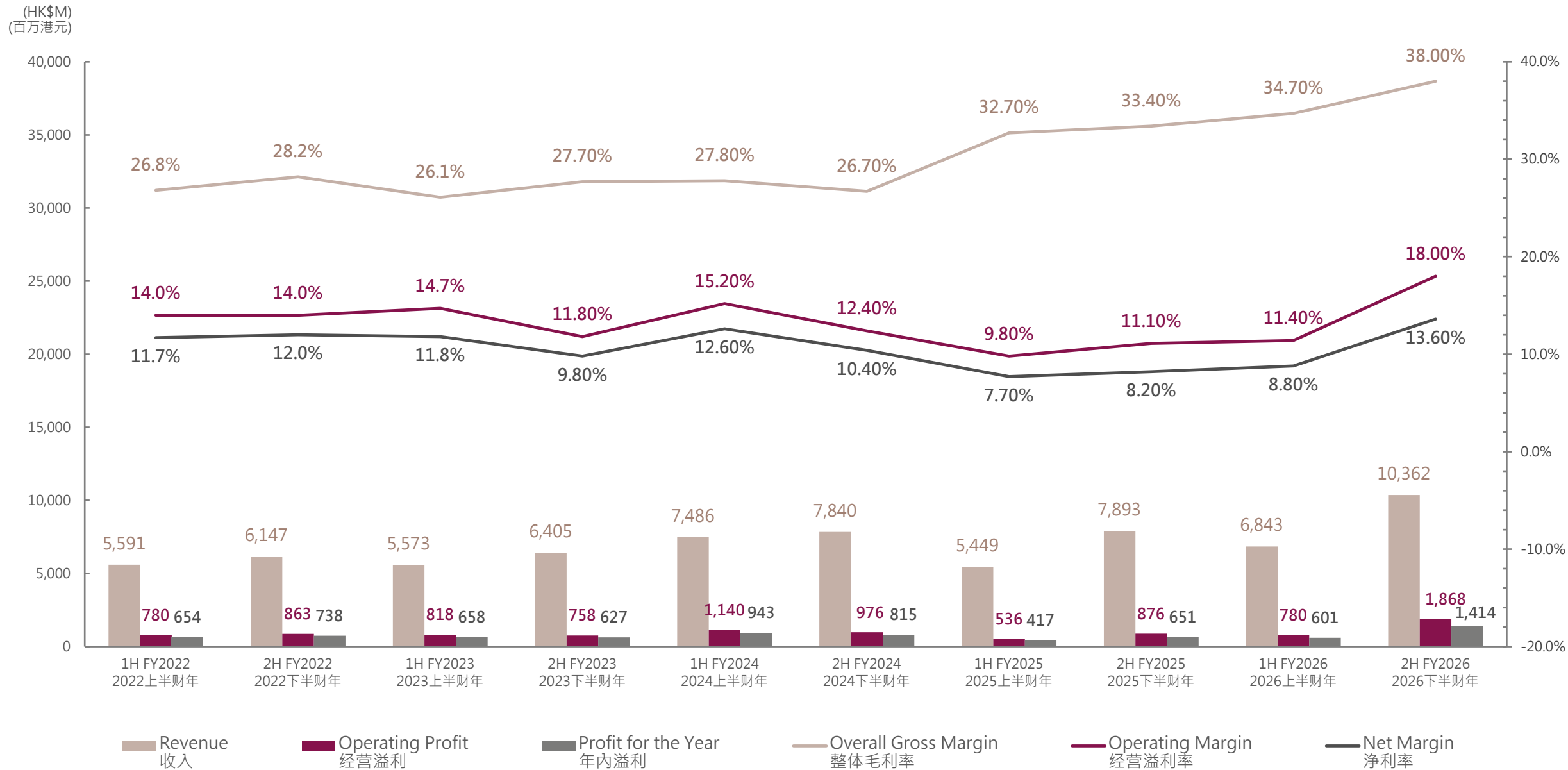
# FY2022-2026 OPERATING PERFORMANCE

## 2022-2026财年营运表现



# 1H&2H FY2021-2026 OPERATING PERFORMANCE

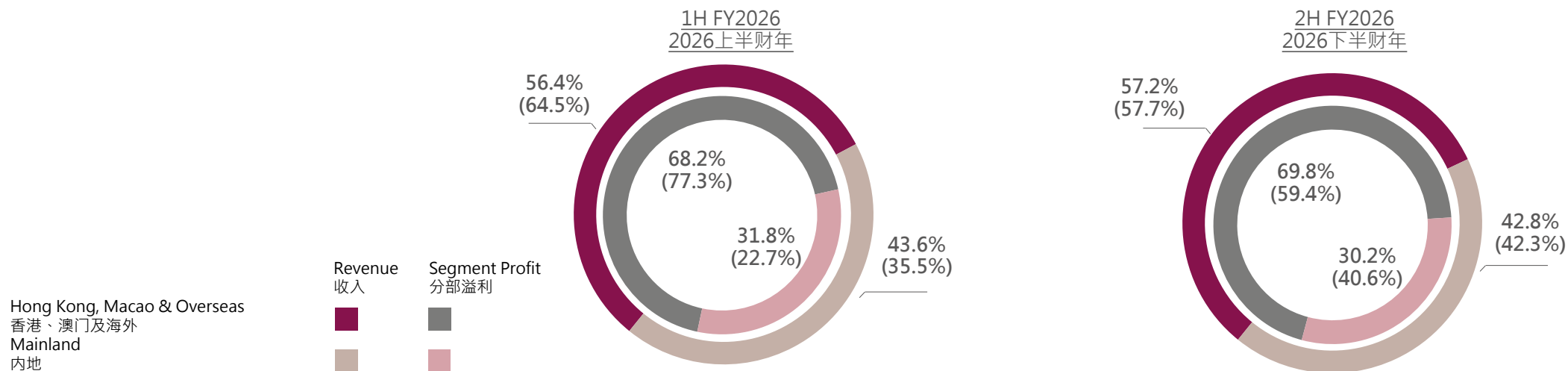
## 2021-2026上半及下半财年 营运表现



# REVENUE AND PROFIT ANALYSIS

## 收入及溢利分析

Revenue and Segment Profit by Market  
按市场划分的收入及分部溢利



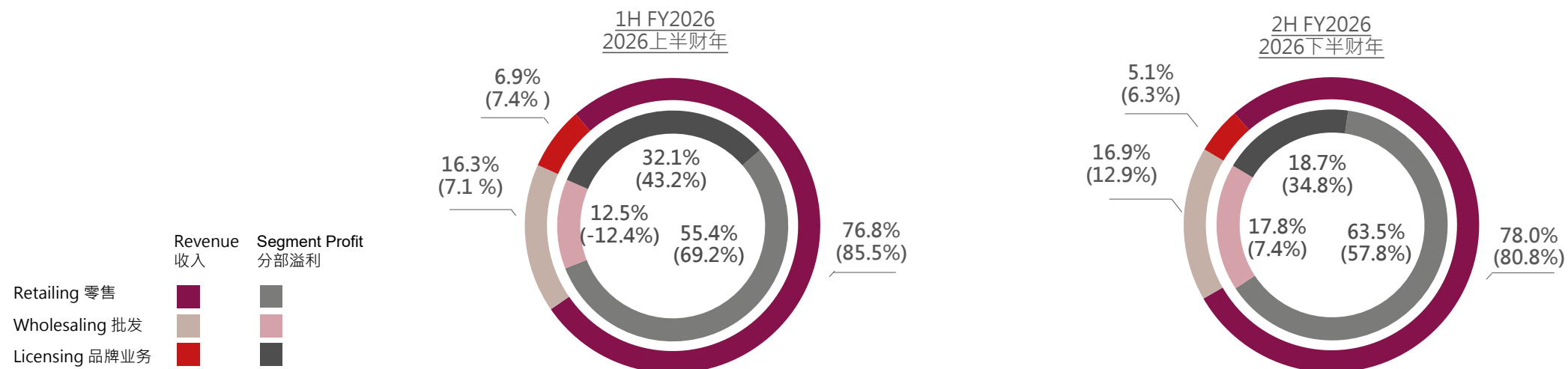
HK\$M 百万港元	1H FY2026 2026上半财年			2H FY2026 2026下半财年		
	Revenue 收入	Segment Profit 分部溢利	Segment Profit Margin 分部溢利率	Revenue 收入	Segment Profit 分部溢利	Segment Profit Margin 分部溢利率
Hong Kong, Macao & Overseas 香港、澳门及海外 <i>Y-o-Y Changes 按年变化</i>	3,859 +9.9%	587 +37.3%	15.2% +3.0p.p.	5,922 +29.9%	1,495 +126.2%	25.2% +10.7p.p.
Mainland 内地 <i>Y-o-Y Changes 按年变化</i>	2,984 +54.2%	274 +118.2%	9.2% +2.7p.p.	4,440 +33.0%	646 +42.9%	14.5% +1.0p.p.
Overall 整体 <i>Y-o-Y Changes 按年变化</i>	6,843 +25.6%	861 +55.6%	12.6% +2.4p.p.	10,362 +31.3%	2,141 +92.4%	20.7% +6.6p.p.

Remarks: Comparative figures for FY2025 are shown in brackets 注：括号内为2025财年之比较数字

# REVENUE AND PROFIT ANALYSIS

## 收入及溢利分析

### Revenue and Segment Profit by Business 按业务划分的收入及分部溢利



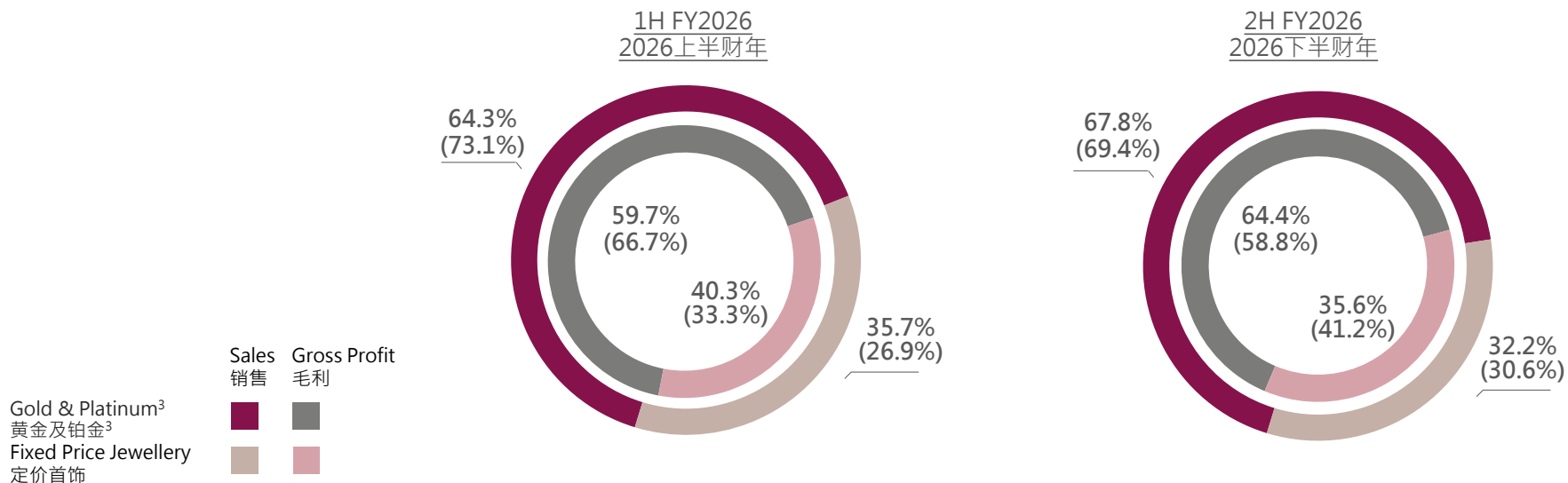
HK\$M 百万港元	1H FY2026 2026上半财年			2H FY2026 2026下半财年		
	Revenue 收入	Segment Profit 分部溢利	Segment Profit Margin 分部溢利率	Revenue 收入	Segment Profit 分部溢利	Segment Profit Margin 分部溢利率
Retailing 零售 <i>Y-o-Y Changes 按年变化</i>	5,255 +12.8%	477 +24.6%	9.1% +0.9p.p.	8,088 +27.0%	1,360 +111.2%	16.8% +6.7p.p.
Wholesaling 批发 <i>Y-o-Y Changes 按年变化</i>	1,117 +190.6%	108 +257.5%	9.7% +27.5p.p.	1,748 +71.0%	382 +361.9%	21.9% +13.8p.p.
<i>Adjusted 经调整</i> <i>Y-o-Y Changes 按年变化</i>	2,451 +104.3%	108 +257.5%	4.4% +10.1p.p.	3,285 +43.5%	382 +361.9%	11.6% +8.0p.p.
Licensing 品牌业务 <i>Y-o-Y Changes 按年变化</i>	471 +16.6%	276 +15.5%	58.6% -0.6p.p.	526 5.2%	399 +3.3%	75.9% -1.4p.p.
Overall 整体 <i>Y-o-Y Changes 按年变化</i>	6,843 +25.6%	861 +55.6%	12.6% +2.4p.p.	10,362 31.3%	2,141 +92.4%	20.7% +6.6p.p.

Remarks: Comparative figures for FY2025 are shown in brackets 注：括号内为2025财年之比较数字  
 1 Adjusted Wholesaling Revenue = Revenue of Wholesaling Business to External Parties+ Inter-Segment Wholesaling Revenue  
 经调整后的批发收入 = 对外批发业务收入 + 分部间批发收入

# REVENUE AND PROFIT ANALYSIS

## 收入及溢利分析

Sales<sup>1</sup> and Gross Profit<sup>2</sup> by Product  
按产品划分的销售<sup>1</sup>及毛利<sup>2</sup>



HK\$M 百万港元	1H FY2026 2026上半财年			2H FY2026 2026下半财年		
	Sales <sup>1</sup> 销售 <sup>1</sup>	Gross Profit <sup>2</sup> 毛利 <sup>2</sup>	Gross Margin 毛利率	Sales <sup>1</sup> 销售 <sup>1</sup>	Gross Profit <sup>2</sup> 毛利 <sup>2</sup>	Gross Margin 毛利率
Gold & Platinum 黄金及铂金 <i>Y-o-Y Changes 按年变化</i>	4,096 +11.0%	1,240 +22.3%	30.3% +2.8p.p.	6,673 +30.1%	2,266 +72.8%	34.0% +8.5 p.p.
Fixed Price Jewellery 定价首饰 <i>Y-o-Y Changes 按年变化</i>	2,276 +67.9%	838 +65.6%	36.8% -0.5p.p.	3,163 +40.1%	1,253 +36.5%	39.6% -1.0 p.p.
Overall 整体 <i>Y-o-Y Changes 按年变化</i>	6,372 +26.3%	2,078 +36.7%	32.6% +2.5p.p.	9,836 +33.0%	3,519 +57.9%	35.8% +5.6 p.p.

Remarks: Comparative figures for FY2025 are shown in brackets 注：括号内为2025财年之比较数字

<sup>1</sup> Sales = Revenue – Licensing Income 销售=收入 – 品牌业务收入

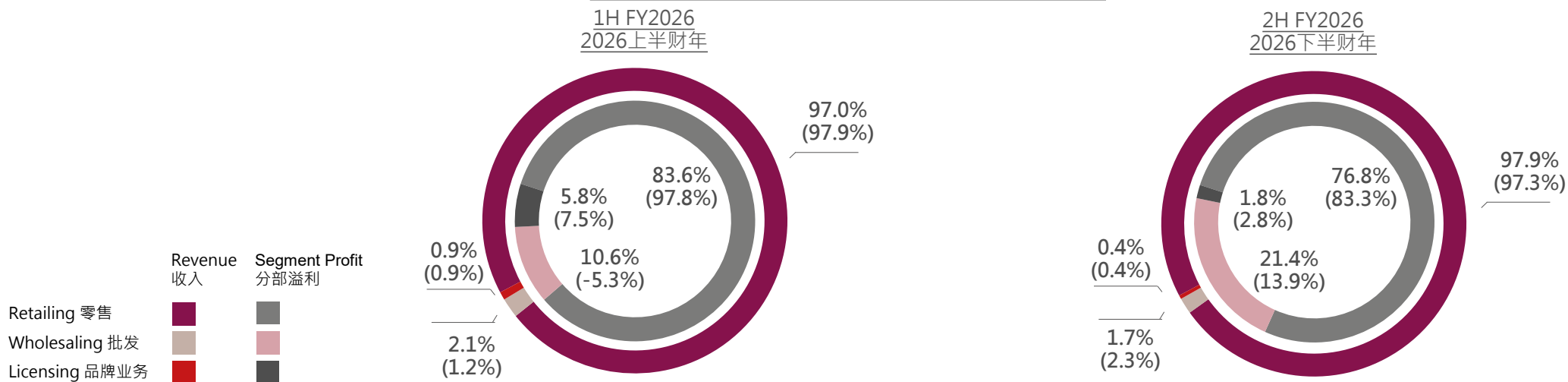
<sup>2</sup> Gross Profit = Consolidated Gross Profit – Gross Profit of Licensing Income 毛利=综合毛利 – 品牌业务收入毛利

<sup>3</sup> Gold & Platinum refers to gold & platinum products sold by weight basing on international market price, i.e. at non-fixed price 黄金及铂金是指根据国际市场价格按重量出售的黄金及铂金产品（即非定价）

# REGIONAL REVENUE & PROFIT ANALYSIS BY BUSINESS

## 地区收入及溢利分析以业务划分

### Hong Kong, Macao and Overseas 香港、澳门及海外



HK\$M 百万港元	1H FY2026 2026上半财年			2H FY2026 2026下半财年		
	Revenue 收入	Segment Profit 分部溢利	Segment Profit Margin 分部溢利率	Revenue 收入	Segment Profit 分部溢利	Segment Profit Margin 分部溢利率
Retailing 零售 <i>Y-o-Y Changes 按年变化</i>	3,744 +8.9%	491 +17.4%	13.1% +0.9p.p.	5,795 +30.7%	1,148 +108.3%	19.8% +7.4 p.p.
Wholesaling 批发 <i>Y-o-Y Changes 按年变化</i>	81 +89.0%	62 +373.8% <sup>2</sup>	76.2% +128.8p.p.	102 -1.9%	320 +248.3%	314.3% +226.2 p.p.
<i>Adjusted 经调整</i> <i>Y-o-Y Changes 按年变化</i>	1,241 <sup>1</sup> +52.7%	62 +373.8% <sup>2</sup>	5.0% +7.8p.p.	1,351 +4.0%	320 +248.3%	23.7% +16.6 p.p.
Licensing 品牌业务 <i>Y-o-Y Changes 按年变化</i>	33 +3.8%	34 +5.9%	103.2% +2.1p.p.	26 +43.4%	27 +47.3%	105.4% +2.8 p.p.
Overall 整体 <i>Y-o-Y Changes 按年变化</i>	3,859 +9.9%	587 +37.3%	15.2% +3.0p.p.	5,922 +30.0%	1,495 +126.2%	25.2% +10.7 p.p.

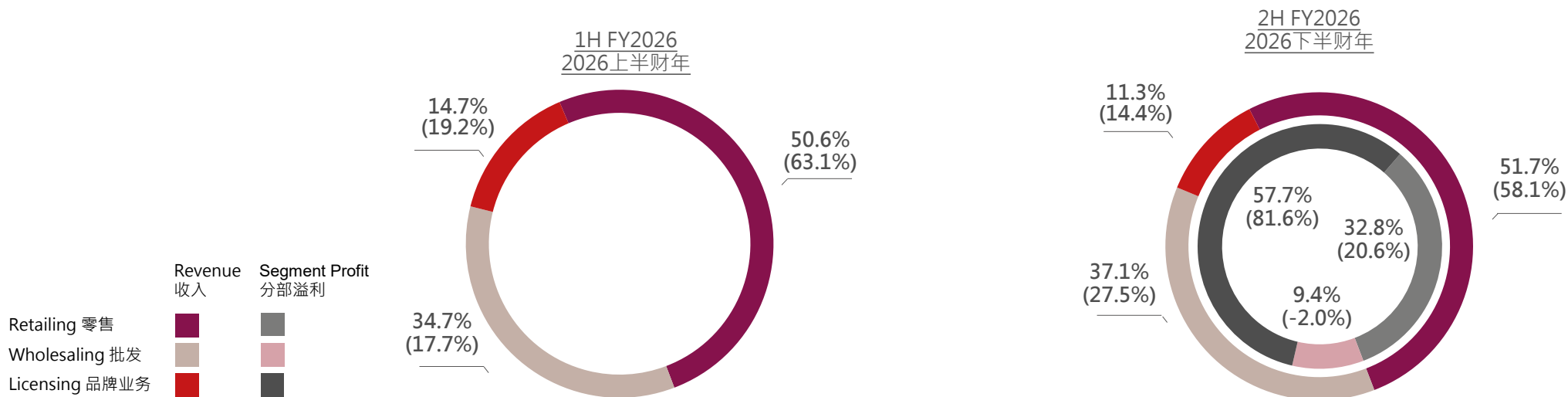
Remarks: Comparative figures for FY2025 are shown in brackets 注：括号内为2025财年之比较数字

<sup>1</sup> Adjusted Wholesaling Revenue = Revenue of Wholesaling Business to External Parties+ Inter-Segment Wholesaling Revenue 经调整后的批发收入 = 对外批发业务收入 + 分部间批发收入

# REGIONAL REVENUE & PROFIT ANALYSIS BY BUSINESS

## 地区收入及溢利分析以业务划分

### Mainland 内地



HK\$M 百万港元	1H FY2026 2026上半财年			2H FY2026 2026下半财年		
	Revenue 收入	Segment Profit 分部溢利	Segment Profit Margin 分部溢利率	Revenue 收入	Segment Profit 分部溢利	Segment Profit Margin 分部溢利率
Retailing 零售 <i>Y-o-Y Changes 按年变化</i>	1,510 +23.6%	-14 -60.1%	-0.9% +2.0p.p.	2,294 +18.4%	212 +128.4%	9.3% +4.5 p.p.
Wholesaling 批发 <i>Y-o-Y Changes 按年变化</i>	1,036 +203.4%	46 +200.0%	4.4% +17.8p.p.	1,646 +79.4%	61 +749.3%	3.7% +4.7 p.p.
<i>Adjusted 经调整</i> <i>Y-o-Y Changes 按年变化</i>	1,210 +212.6% <sup>1</sup>	46 +200.0%	3.8% +15.7p.p.	1,935 +95.2%	61 +749.3%	3.2% +4.1 p.p.
Licensing 品牌业务 <i>Y-o-Y Changes 按年变化</i>	438 +17.7%	242 +16.9%	55.3% -0.3p.p.	500 +3.9%	373 +1.1%	74.4% -2.0 p.p.
Overall 整体 <i>Y-o-Y Changes 按年变化</i>	2,984 +54.2%	274 +118.2%	9.2% +2.7p.p.	4,440 +33.0%	646 +42.9%	14.6% +1.0 p.p.

Remarks: Comparative figures for FY2025 are shown in brackets 注：括号内为2025财年之比较数字

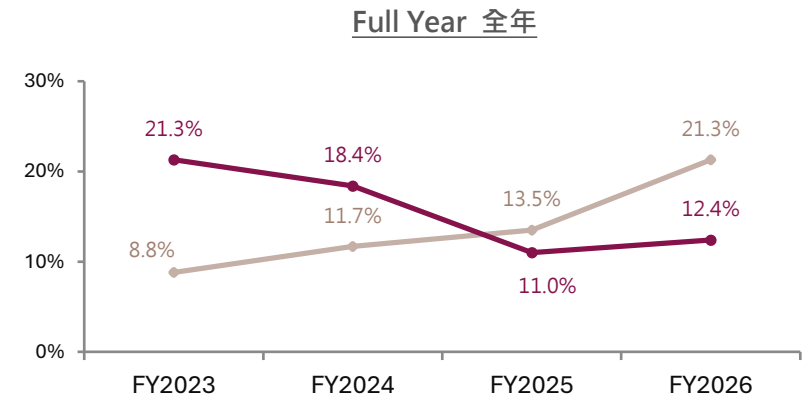
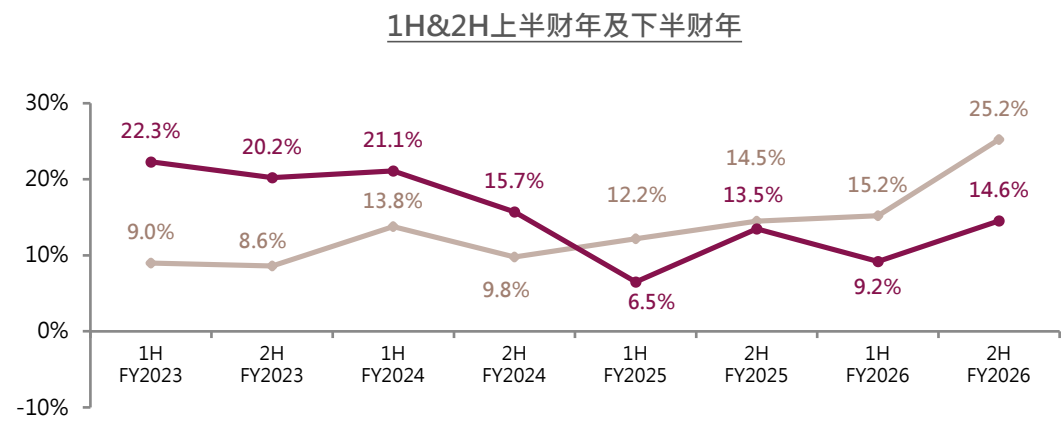
<sup>1</sup> Adjusted Wholesaling Revenue = Revenue of Wholesaling Business to External Parties+ Inter-Segment Wholesaling Revenue 经调整后的批发收入 = 对外批发业务收入 + 分部间批发收入

# MARGIN ANALYSIS

## 溢利率分析

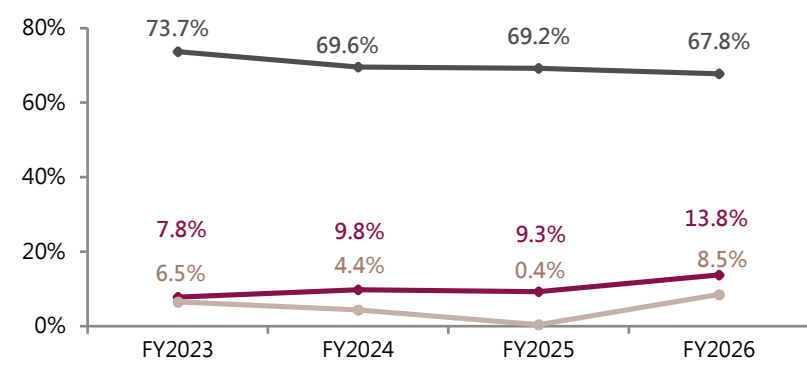
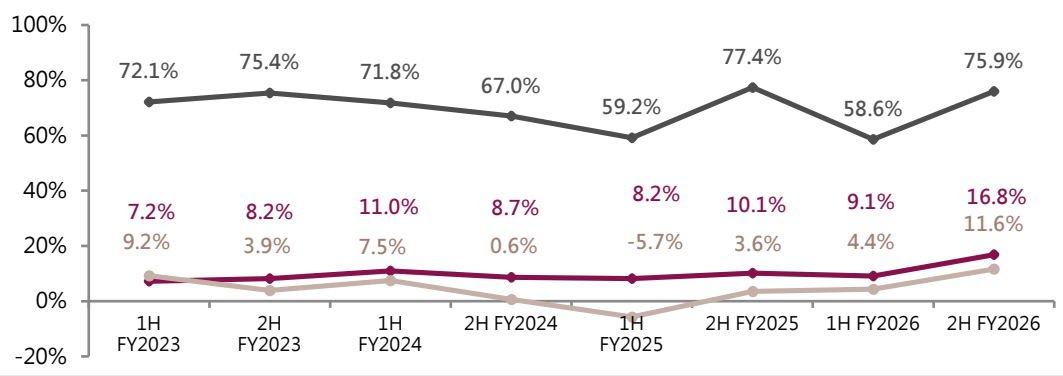
### Segment Profit Margin by Market 分部溢利率 (以市场划分)

- Mainland 内地
- Hong Kong, Macao & Overseas 香港、澳门及海外



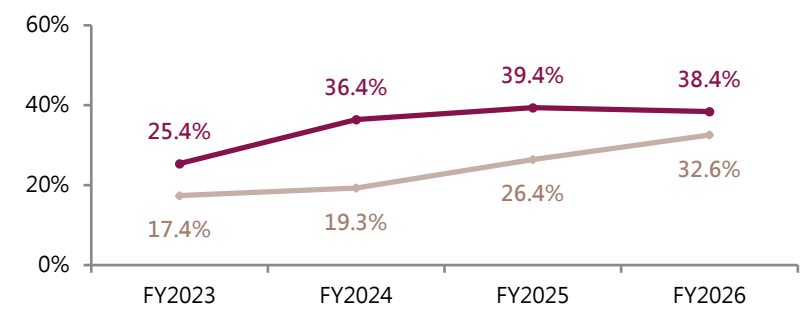
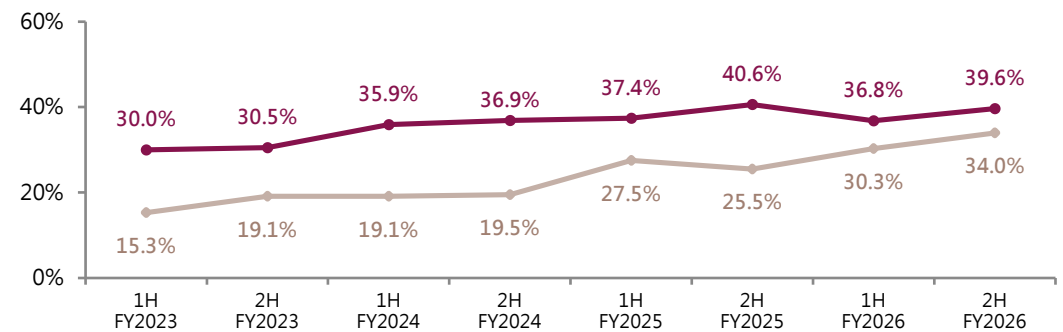
### Segment Profit Margin by Business 分部溢利率 (以业务划分)

- Licensing 品牌业务
- Retailing 零售
- Adjusted Wholesaling<sup>1</sup> 经调整批发<sup>1</sup>



### Gross Margin by Product 毛利率 (以产品划分)

- Fixed Price Jewellery 定价首饰
- Gold & Platinum 黄金及铂金

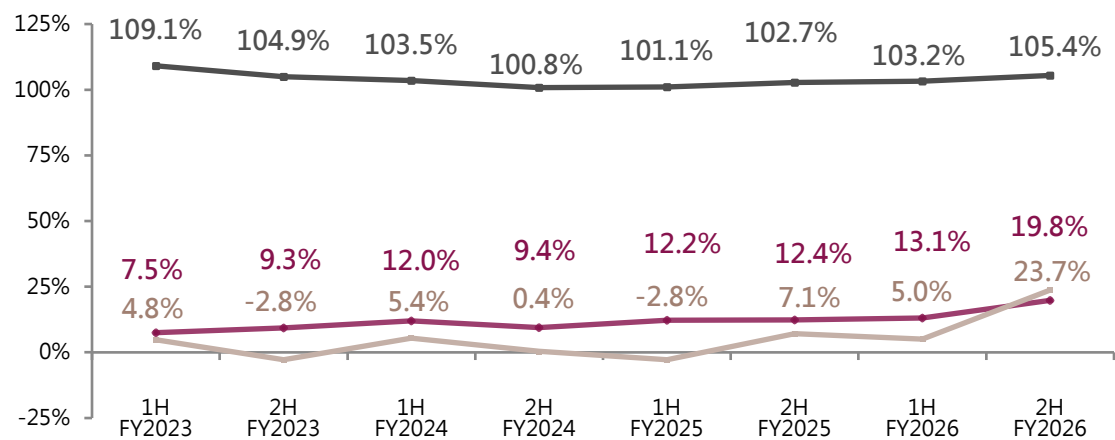


<sup>1</sup> Adjusted Wholesaling Segment Profit Margin = Segment Profit of Wholesaling Business ÷ (Revenue of Wholesaling Business to External Parties + Inter-segment Wholesaling Revenue)  
经调整的批发分部溢利率 = 批发业务之分部溢利 ÷ (对外批发业务收入 + 分部间批发收入)

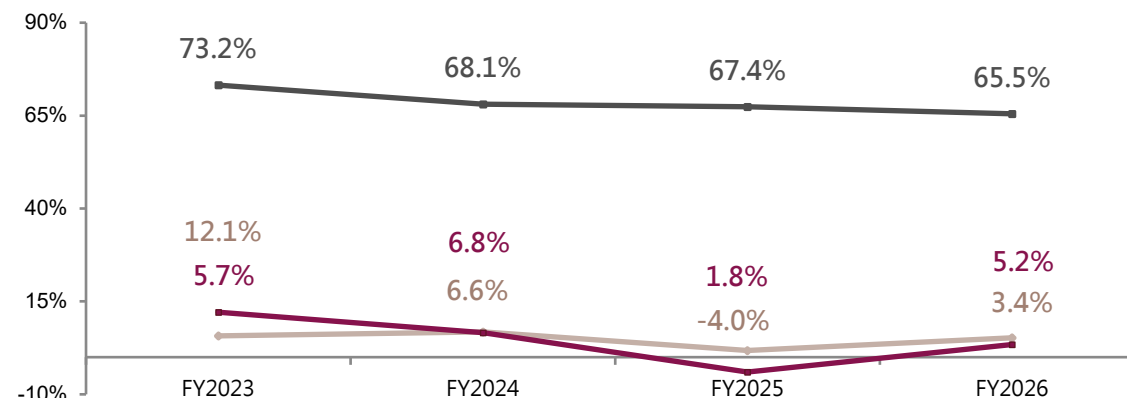
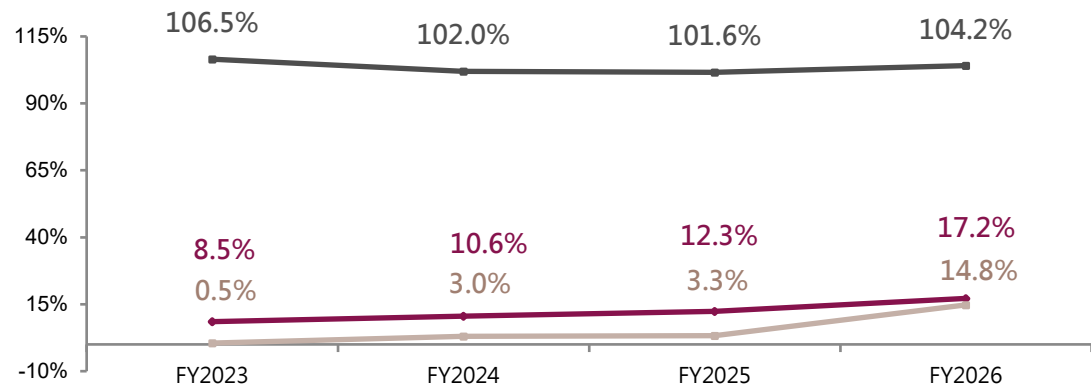
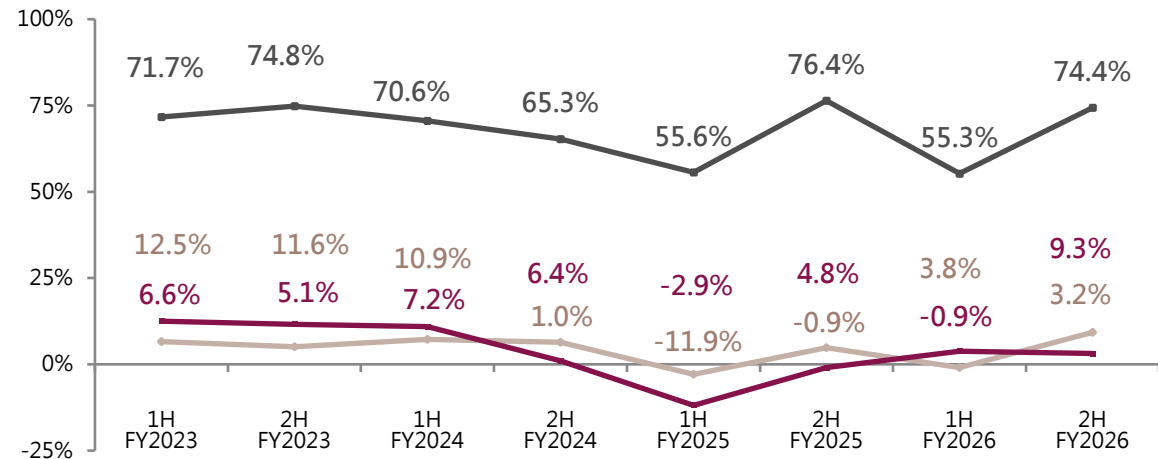
# REGIONAL SEGMENT PROFIT MARGIN ANALYSIS BY BUSINESS

## 地区分部溢利率分析以业务划分

Hong Kong, Macao and Overseas  
香港、澳门及海外



Mainland  
内地



Licensing Business 品牌业务
  Retailing Business 零售业务
  Adjusted Wholesaling Business<sup>1</sup> 经调整后之批发业务<sup>1</sup>

<sup>1</sup> Adjusted Wholesaling Segment Profit Margin = Segment Profit of Wholesaling Business ÷ (Revenue of Wholesaling Business to External Parties + Inter-segment Wholesaling Revenue)  
经调整的批发分部溢利率 = 批发业务之分部溢利 ÷ (对外批发业务收入 + 分部间批发收入)

# RETAILING ANALYSIS

## 零售分析

	SSSG 同店销售增长*		Y-o-Y Changes 按年变化					
	FY2026 2026财年	FY2025 2025财年	FY2026 2026财年			FY2025 2025财年		
			Revenue** 收入	Quantity 件数	ASP 平均售价	Revenue** 收入	Quantity 件数	ASP 平均售价
<b>Overall</b> 整体	+18%	-25%	+23%	-2%	+26%	-19%	-22%	+7%
• Gold & Platinum 黄金及铂金	+19%	-28%	+23%	-2%	+26%	-22%	-32%	+18%
• Fixed Price Jewellery 定价首饰	+15%	-14%	+23%	-2%	+26%	-8%	-8%	+1%
<b>Hong Kong, Macao and Overseas</b> 香港·澳门及海外	+19%	-28%	+22%	-6%	+30%	-24%	-31%	+11%
• Gold & Platinum 黄金及铂金	+20%	-32%	+22%	-8%	+32%	-28%	-43%	+26%
• Fixed Price Jewellery 定价首饰	+16%	-15%	+22%	-5%	+28%	-10%	-14%	+5%
<b>Mainland</b> 内地	+4%	-12%	+28%	+10%	+16%	+30%	+23%	+5%
• Gold & Platinum 黄金及铂金	+4%	-11%	+27%	+12%	+13%	+31%	+23%	+7%
• Fixed Price Jewellery 定价首饰	+1%	-14%	+34%	+8%	+25%	+24%	+24%	-7%

\* Same store sales growth ( "SSSG" ) represented a comparison of sales of the same Lukfook & 3DG Jewellery's self-operated shop having full day operations in the comparable periods and such data did not include sales of licensed shops and e-commerce business. 同店销售增长为同一间六福及金至尊自营店于可比较期内有完整日营运的销售额比较，有关数据并不包括品牌店及电子商务的销售额

\*\*Revenue represented sales of Lukfook, sub-brands and 3DG Jewellery's self-operated shop and such data did not include sales of licensed shops and e-commerce business.

收入为六福、副品牌及金至尊集团的自营店的销售额，有关数据并不包括品牌店及电子商务销售额

\*\*\* YoY changes and SSSG in Mainland are denominated in RMB. 内地之按年变化及同店销售以人民币来计算

\*\*\*\*ASP in Mainland included value-added tax (VAT). 内地的平均售价包含增值税

# RETAILING ANALYSIS ON MAINLAND

## 内地零售分析

### Same Store Sales Growth 同店销售增长

		FY2026 2026财年				FY2025 2025财年			
		Gold & Platinum 黄金及铂金	Fixed Price Jewellery 定价首饰	Overall 整体	Licensed/ Speciality Shops 品牌店/专门店	Gold & Platinum 黄金及铂金	Fixed Price Jewellery 定价首饰	Overall 整体	Licensed/ Speciality Shops 品牌店/专门店
Licensed/ Speciality Shops 品牌店/专门店		+22%	+15%	+20%		+7%	-14%	+2%	
Self-operated Shops 自营店									
Overall 整体		+3%	+16%	+5%		+2%	-21%	-2%	
By tier of cities 按城市级别划分	Tier I 一线	+3%	+12%	+4%	+28%	+5%	-22%	0%	+1%
	Tier II 二线	+7%	+49%	+12%	+25%	N/A	N/A	N/A	+2%
	Tier III 三线	+3%	+27%	+6%	+14%	-6%	-5%	-5%	-3%
	Tier IV & below 四线及以下	+2%	+33%	+4%	+12%	-13%	-35%	-14%	+5%
By regions 按地区划分	Northern China 华北区	+2%	+3%	+2%	+13%	+10%	-30%	0%	+13%
	Southern China 华南区				+18%				-9%
	Eastern China 华东区	+10%	+57%	+15%	+56%	-4%	-21%	-8%	+5%
	Central China 华中区	+1%	+34%	+2%	+8%	0%	-11%	-2%	+4%
	Western China 华西区				+9%				+6%

\* Same store sales growth represented a comparison of sales of the same Lukfook & 3DG Jewellery's shop having full day operations in the comparable periods and such data did not include sales of e-commerce business.

同店销售增长为同一间六福及金至尊店于可比较期内有完整日营运的销售额比较，有关数据并不包括电子商务的销售额。

\*\* SSSG in Mainland are denominated in RMB 内地之同店销售以人民币来计算。

# QUARTERLY SAME STORE SALES GROWTH

## 季度同店销售增长

	FY2023 2023财年				FY2024 2024财年				FY2025 2025财年				FY2026 2026财年			
	Q1	Q2	Q3	Q4	Q1	Q2	Q3	Q4	Q1	Q2	Q3	Q4	Q1	Q2	Q3	Q4
<b>Overall 整体</b>	-1%	+40%	-10%	+83%	+62%	+31%	+67%	-5%	-34%	-35%	-22%	-10%	+5%	+10%	+15%	+33%
Gold 黄金	+9%	+62%	-5%	+92%	+67%	+30%	+78%	+3%	-33%	-38%	-26%	-17%	0%	+6%	+15%	+42%
Gold (By Weight) 黄金 (重量)	+4%	+68%	-1%	+87%	+58%	+15%	+55%	-6%	-44%	-52%	-44%	-39%	-27%	-23%	-25%	-15%
Fixed Price Jewellery 定价首饰	-19%	-8%	-21%	+66%	+54%	+36%	+37%	-24%	-36%	-24%	-7%	+12%	+19%	+25%	+17%	+10%
<b>Hong Kong, Macao and Overseas 香港·澳门及海外</b>	+2%	+50%	-8%	+124%	+75%	+41%	+80%	-4%	-36%	-38%	-24%	-11%	+3%	+11%	+16%	+39%
Gold 黄金	+15%	+79%	-1%	+145%	+81%	+39%	+92%	+4%	-35%	-41%	-29%	-20%	-4%	+6%	+17%	+52%
Gold (By Weight) 黄金 (重量)	+10%	+85%	+3%	+135%	+70%	+22%	+65%	-6%	-46%	-54%	-46%	-41%	-30%	-23%	-24%	-9%
Fixed Price Jewellery 定价首饰	-21%	-10%	-23%	+88%	+65%	+52%	+46%	-24%	-38%	-25%	-9%	+13%	+19%	+27%	+14%	+11%
<b>Mainland 内地</b>	-28%	-4%	-35%	-6%	+3%	-8%	+18%	-10%	-24%	-29%	-11%	+2%	+19%	+3%	+7%	-1%
Gold 黄金	-26%	+3%	-33%	-3%	+6%	-5%	+22%	-3%	-19%	-27%	-12%	+1%	+20%	+3%	-2%	-1%
Gold (By Weight) 黄金 (重量)	-30%	+0%	-38%	-13%	-6%	-21%	+3%	-17%	-36%	-41%	-33%	-26%	-12%	-25%	-37%	-40%
Fixed Price Jewellery 定价首饰	-34%	-23%	-38%	-15%	-3%	-20%	-2%	-39%	-41%	-37%	-1%	+14%	+16%	+8%	+56%	-5%

\* Same store sales growth ( "SSSG" ) represented a comparison of sales of the same Lukfook & 3DG Jewellery's self-operated shop having full day operations in the comparable periods and such data did not include sales of licensed shops and e-commerce business. 同店销售增长为同一间六福及金至尊自营店于可比较期内有完整日营运的销售比较。有关数据并不包括品牌店及电子商务的销售。

\*\* SSSG in Mainland are denominated in RMB内地之同店销售以人民币来计算

# LUKFOOK'S AVERAGE TICKET SIZE & FIXED PRICE JEWELLERY AVERAGE SELLING PRICE

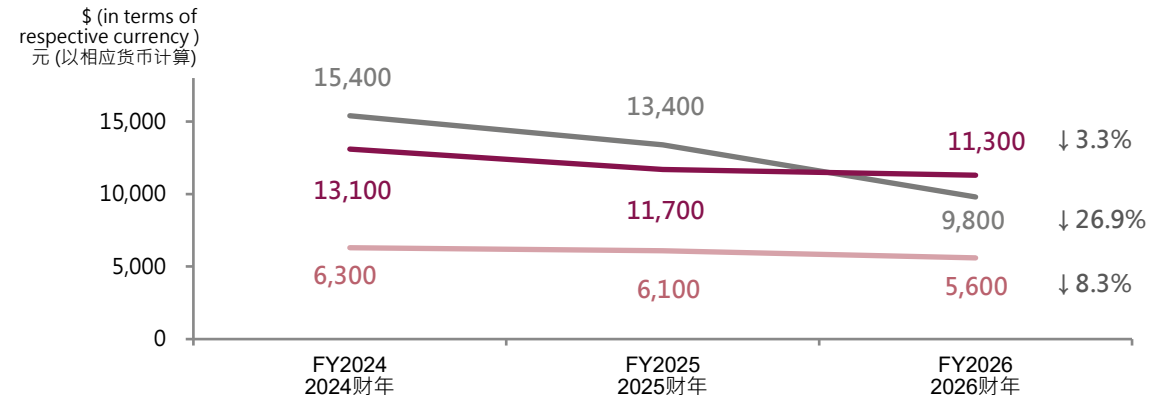
## 六福每单平均消费及定价首饰产品平均售价

**Average Ticket Size**  
每单平均消费

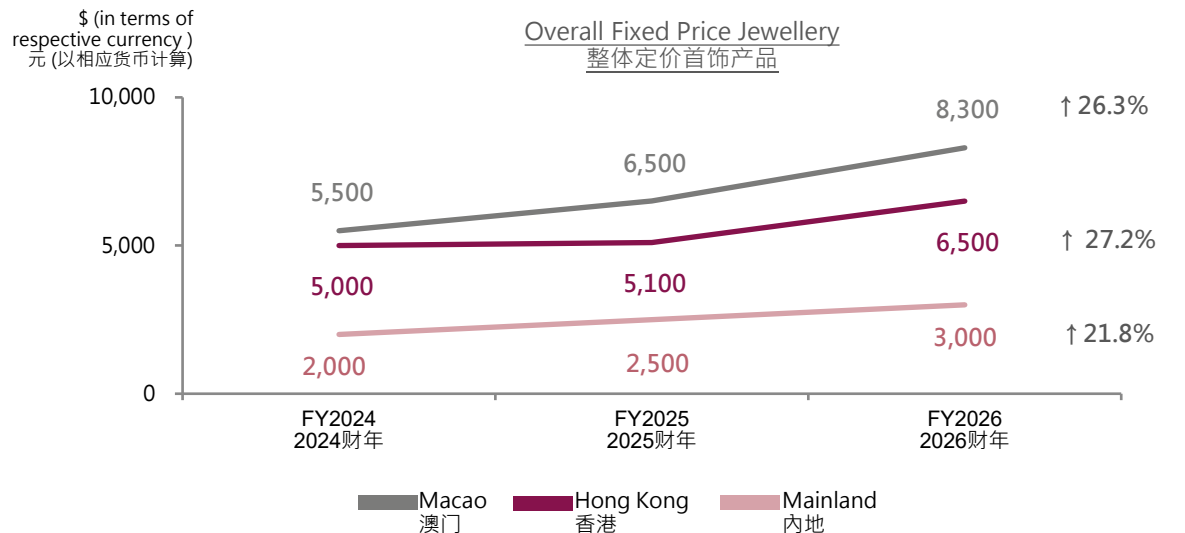


**Fixed Price Jewellery Average Selling Price**  
定价首饰产品平均售价

Diamond, jadeite, gem stones and pearl products  
钻石·翡翠·宝石及珍珠产品



Overall Fixed Price Jewellery  
整体定价首饰产品



RSV settled by China UnionPay, Alipay, WeChat Pay or RMB in Hong Kong & Macao

香港及澳门以中国银联、支付宝、微信支付或人民币结算

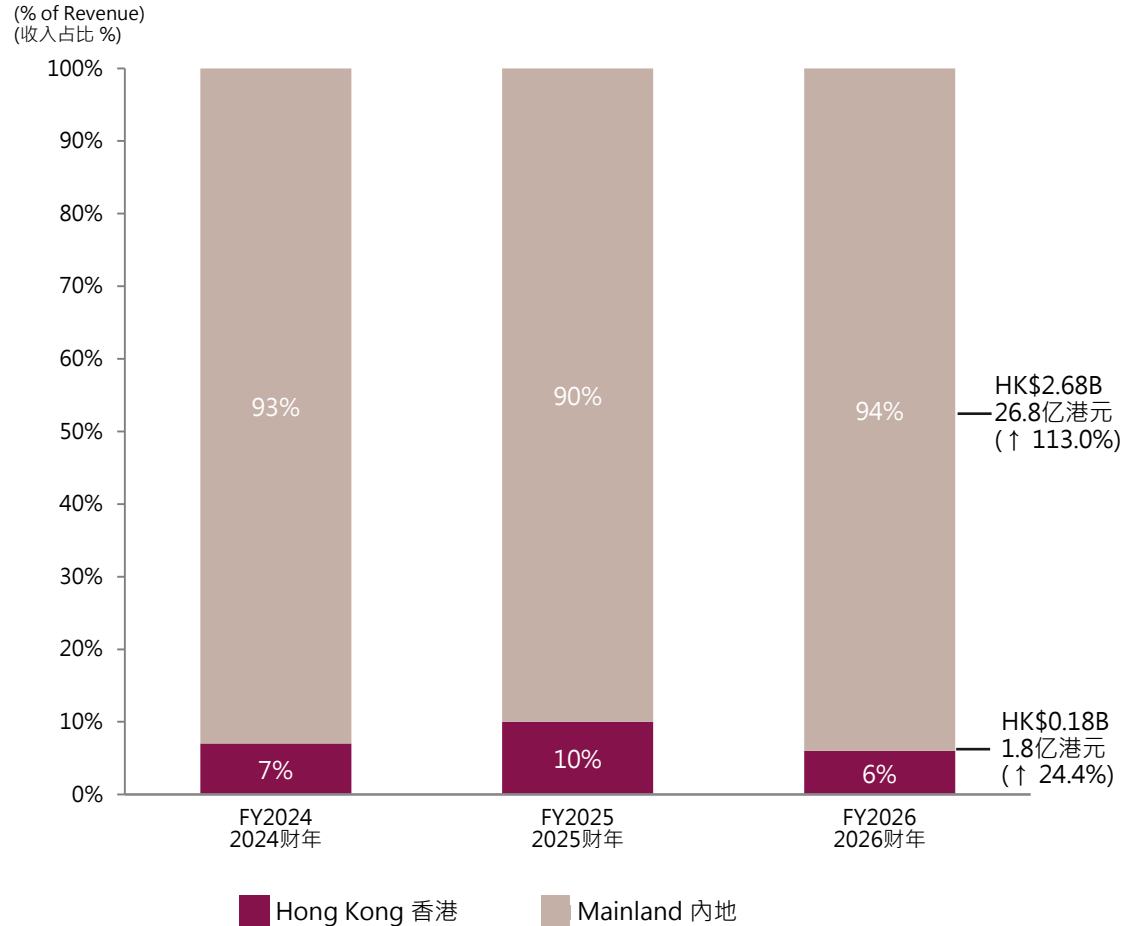
\*Lukfook self-operated shops only(exclude Mainland's e-commerce business) 只限六福自营店(不包括内地电子商务业务)

\*\*ASP in Mainland included value-added tax (VAT) 内地的平均售价包含增值税

# WHOLESALE REVENUE ANALYSIS

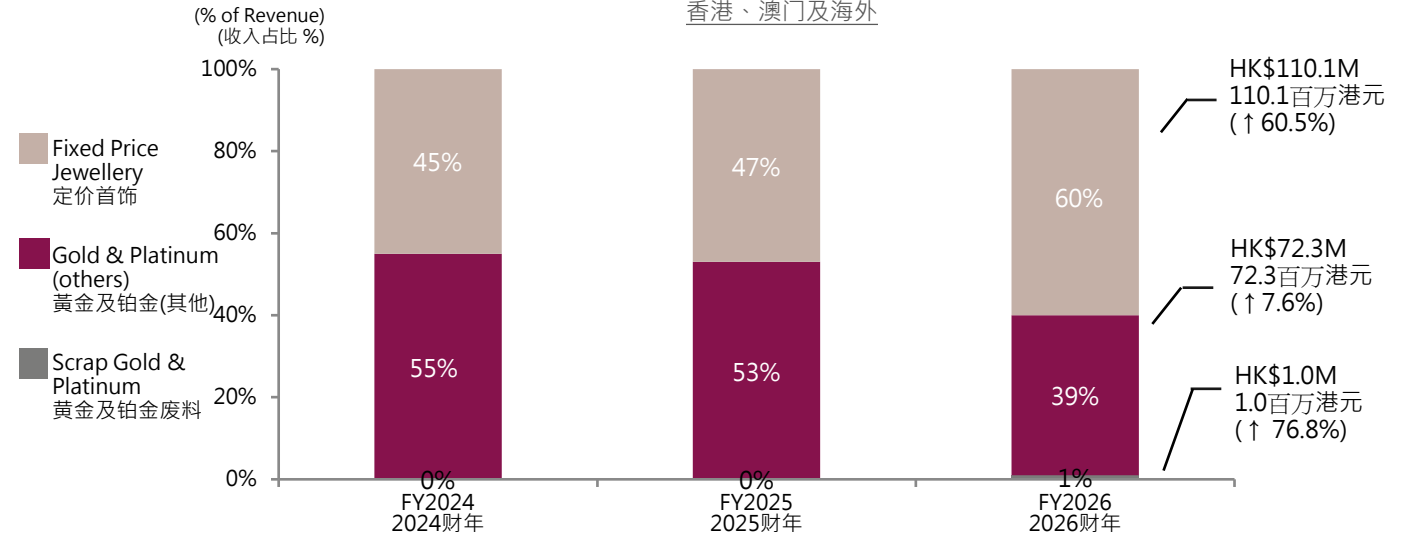
## 批发收入分析

Wholesaling Revenue by Region  
批发收入 (以市场划分)

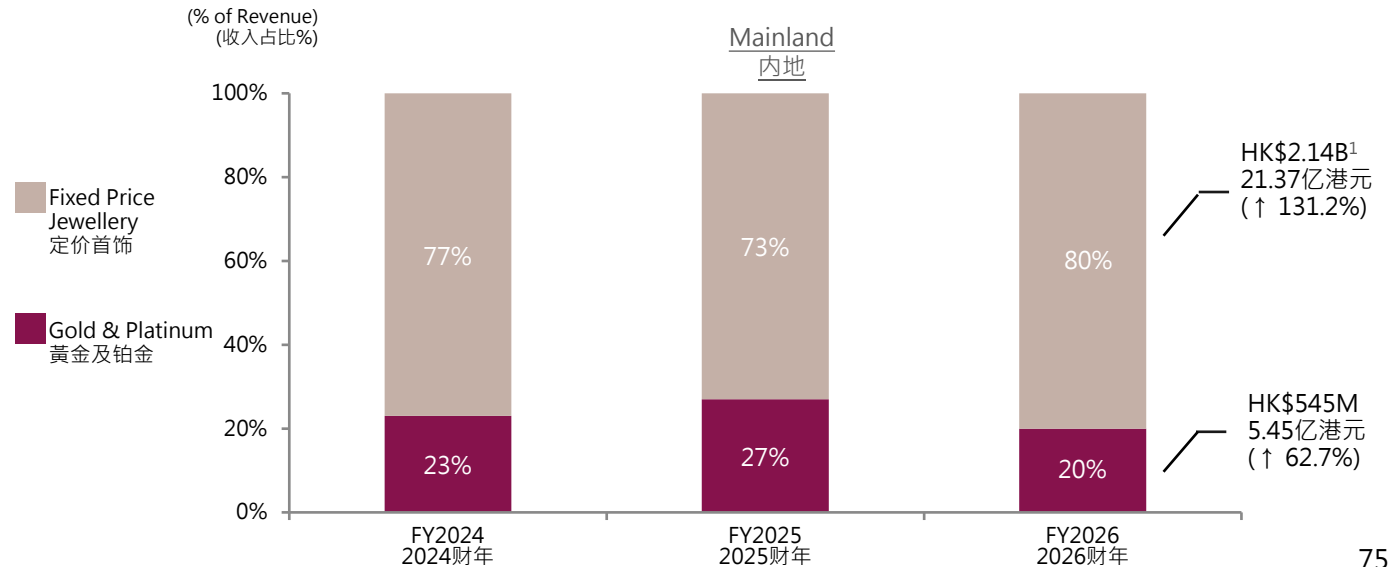


Wholesaling Revenue by Product  
批发收入 (以产品划分)

Hong Kong, Macao and Overseas  
香港、澳门及海外

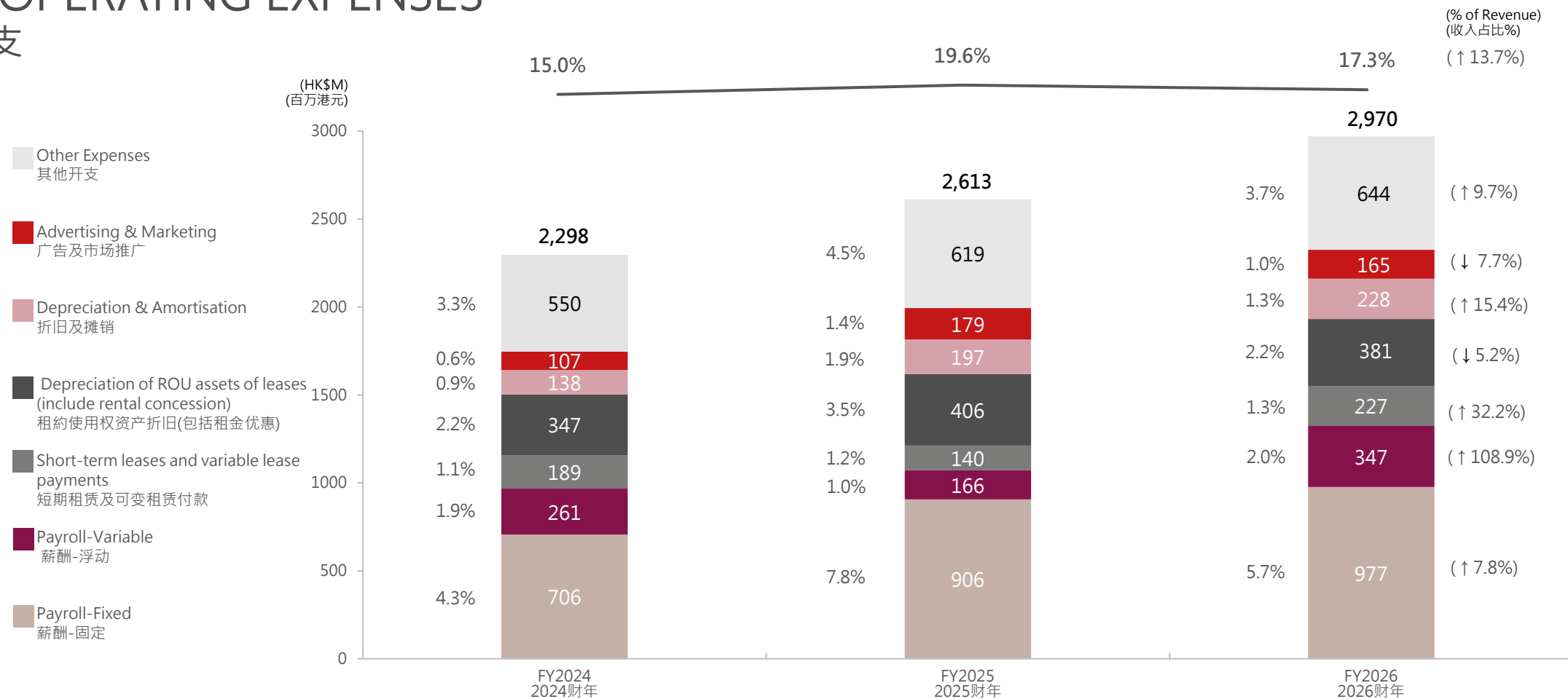


Mainland  
内地



# TOTAL OPERATING EXPENSES

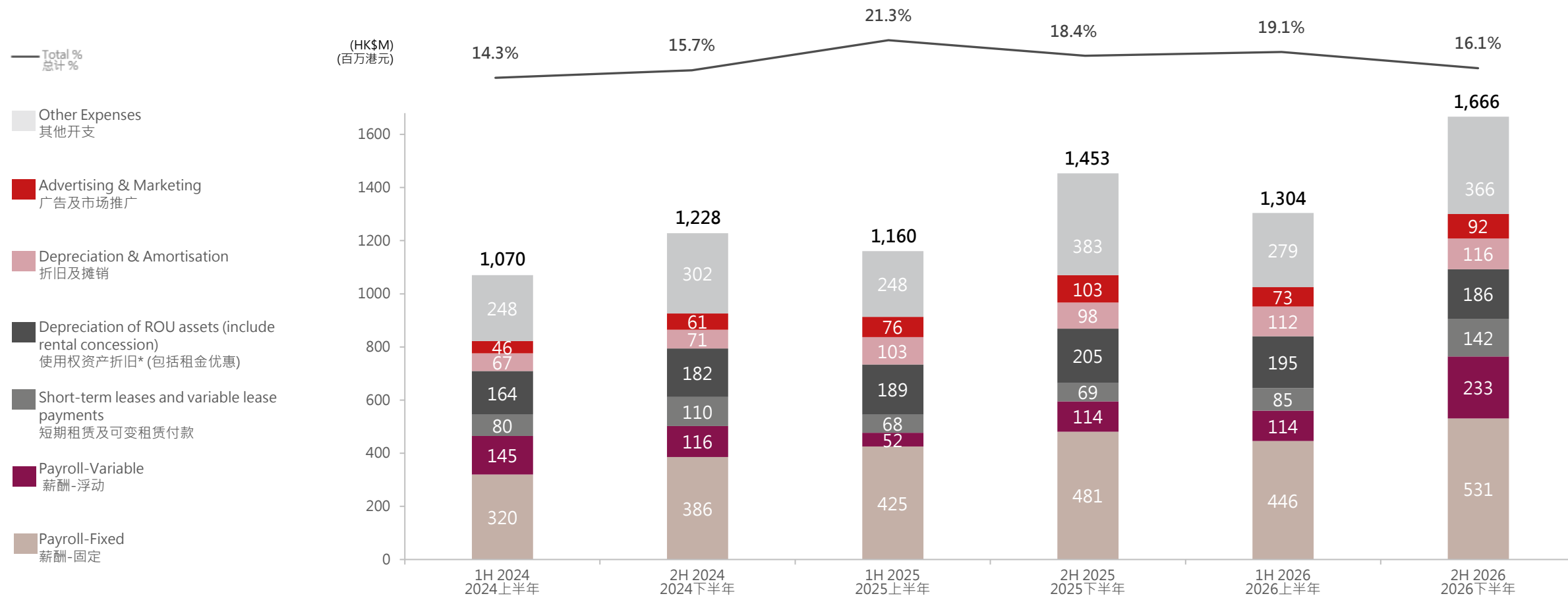
## 总经营开支



HK\$M	FY2024	FY2025	FY2026
Depreciation of ROU assets 固定租金及使用权资产折旧	347	406	381
Rent concession related to COVID-19 新冠疫情之租金优惠	0	0	0
*Depreciation of ROU assets of leases(include rental concession) 租约使用权资产折旧 (包括租金优惠)	347	406	381
Short-term leases and variable lease payments 短期租赁及可变租赁付款	189	135	227
Interest expense related to lease 与租赁有关的利息开支	24	41	35
Total rent related expenses 总租金开支	560	586	643
Variance compared to prior year 与去年同期比较	N/A	+4.6%	+9.8%

# 1H&2H FY2024-2026 TOTAL OPERATING EXPENSES

## 2024-2026上半及下半财年总经营开支

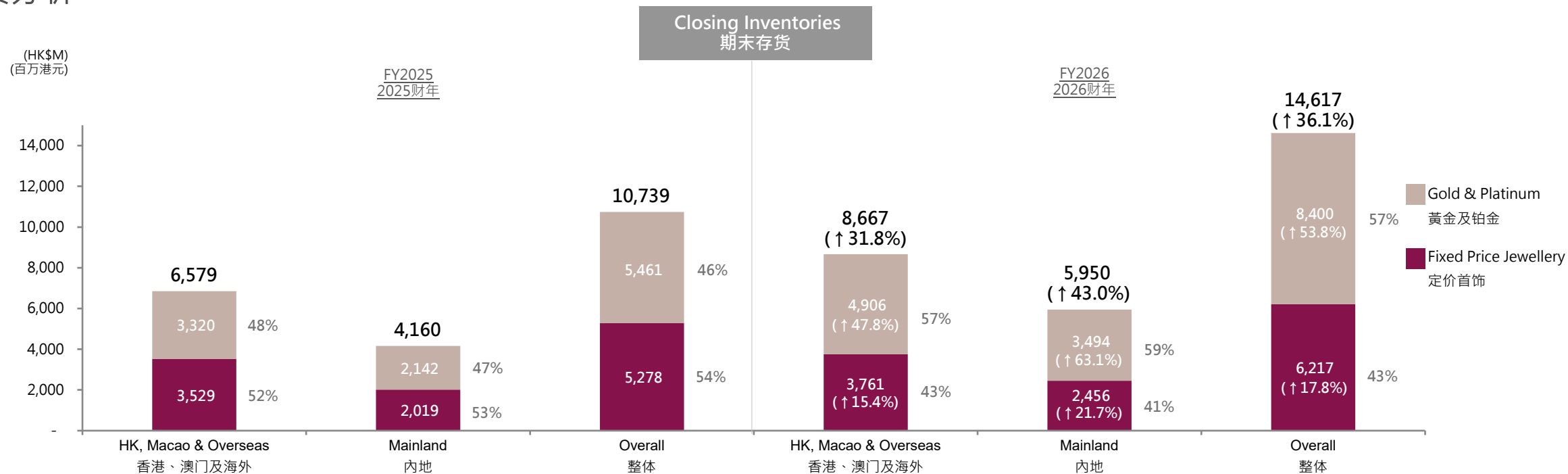


HK\$M

Depreciation of ROU assets 使用权资产折旧	164	182	189	205	195	186
Rent concession related to COVID-19 新冠疫情之租金优惠	0	0	0	0	0	0
*Depreciation of ROU assets (include rental concession) 使用权资产折旧 (包括租金优惠)	164	182	189	205	195	186
Short-term leases, variable lease payments and rental expense 短期租赁, 可变租赁付款及租赁开支	80	110	68	69	85	142
Interest expense related to lease 与租赁有关的利息开支	9	15	20	21	19	16
Total rent related expenses 总租金开支	253	307	277	295	300	343
Variances compared to prior year 与去年同期比较	+38%	+30%	+9%	-4%	+8%	+16%

# INVENTORY ANALYSIS

## 存货分析



Group's Inventory Turnover Days (by Product)  
集团存货周转日数 (以产品划分)

(Turnover Days) (周转日数)	Average Inventory <sup>2</sup> 平均存货		Closing Inventory <sup>3</sup> 期末存货	
	FY2026 2026财年	Y-o-Y Changes 按年变化	FY2026 2026财年	Y-o-Y Changes 按年变化
Gold 黄金	346	+70	419	+113
Fixed Price Jewellery 定价首饰	627	-239	678	-201
Overall 整体	436	+9	503	+52

Retail Inventory Turnover Days (by Market)<sup>1</sup>  
零售存货周转日数 (以市场划分)<sup>1</sup>

(Turnover Days) (周转日数)	Average Inventory		Closing Inventory	
	FY2026 2026财年	Y-o-Y Changes 按年变化	FY2026 2026财年	Y-o-Y Changes 按年变化
HK & Macao 香港及澳门	250	+29	281	+44
Mainland 内地	445	+96	537	+156

Remarks: Gold inventory management through daily replenishment system and gold hedging policy was around 20% of base inventory

注：通过每天补货系统管理黄金库存，并就基础黄金库存对冲约20%

<sup>1</sup> Self-operated shops and e-commerce business only 仅限自营店及电子商务业务

<sup>2</sup> (Opening Inventory + Closing Inventory) ÷ 2 ÷ COGS (excluded Cost of Licensing Income) \* Number of days for the Period (期初存货 + 期末存货) ÷ 2 ÷ 销货成本 (扣除品牌业务之成本) \* 期内日数

<sup>3</sup> Closing Inventory ÷ COGS (excluded Cost of Licensing Income) \* Number of Days for the Period 期末存货 ÷ 销货成本 (扣除品牌业务之成本) \* 期内日数

# EXTENSIVE RETAIL NETWORK

## 庞大零售网络

Countries and Regions 国家及地区		Main-brands/Sub-brands/Product Lines 主品牌/副品牌/产品线	As at 12 Jun 2026 于2026年6月12日	Mix 组合	As at 31 Mar 2026 于2026年3月31日	As at 31 Mar 2025 于2025年3月31日	Changes 变化
Self-operated Shops 自营店	Mainland 内地	Lukfook 六福	72	2%	71	74	-3
		3DG Jewellery 金至尊	163	6%	152	99	+53
		Goldstyle	0	0%	0	1	-1
		Lukfook Joaillerie 六福精品廊	6	0%	6	7	-1
		Heirloom Fortune 福满传家	10	0%	10	12	-2
	Sub-total 小计		251	9%	239	193	+46
	Hong Kong 香港	Lukfook 六福	48	2%	48	51	-3
		3DG Jewellery 金至尊	6	0%	6	7	-1
		Heirloom Fortune 福满传家	1	0%	1	0	+1
	Sub-total 小计		55	2%	55	58	-3
	Macao 澳门	Lukfook 六福	16	1%	17	18	-1
		Lukfook Joaillerie 六福精品廊	1	0%	1	1	0
		Heirloom Fortune 福满传家	1	0%	1	0	+1
	Sub-total 小计		18	1%	19	19	0
	Canada 加拿大	Lukfook 六福	3	0%	3	3	0
	Australia 澳洲		6	0%	6	5	+1
	The United States 美国	Lukfook 六福	5	0%	5	5	0
		Lukfook Joaillerie 六福精品廊	1	0%	1	0	+1
	Malaysia 马来西亚	Lukfook 六福	5	0%	5	3	+2
		Lukfook Joaillerie 六福精品廊	1	0%	1	1	0
	Sub-total 小计		21	1%	21	17	+4
Total 总计		345	12%	334	287	+47	
Speciality Shops 专门店	Mainland 内地	Love LUKFOOK JEWELLERY	9	0%	14	17	-3
	Thailand 泰国		1	0%	1	0	+1
	Total 总计		355	12%	349	304	+45

# EXTENSIVE RETAIL NETWORK

## 庞大零售网络

Countries and Regions 国家及地区		Main-brands/Sub-brands/Product Lines 主品牌/副品牌/产品线	As at 12 Jun 2026 于2026年6月12日	Mix 组合	As at 31 Mar 2026 于2026年3月31日	As at 31 Mar 2025 于2025年3月31日	Changes 变化
Licensed Shops 品牌店	Mainland 内地	Lukfook 六福	2,241	77%	2,341	2,633	-292
		3DG Jewellery 金至尊	94	3%	101	132	-31
		Goldstyle	15	1%	16	26	-10
		Lukfook Joaillerie 六福精品廊	29	1%	29	30	-1
		Heirloom Fortune 福满传家	133	5%	140	148	-8
	Sub-total 小计		2,512	87%	2,627	2,969	-342
	Cambodia 柬埔寨	Lukfook 六福	5	0%	5	4	+1
	The Philippines 菲律宾		3	0%	4	4	0
	Laos 老挝		1	0%	1	1	0
	Australia 澳洲		1	0%	1	1	0
	Malaysia 马来西亚		2	0%	1	0	+1
	The United States 美国		1	0%	1	0	+1
	Vietnam 越南		6	0%	6	0	+6
	Thailand 泰国		9	0%	9	3	+6
3DG Jewellery 金至尊			1	0%	1	1	0
Sub-total 小计		29	1%	29	14	+15	
Total 总计		2,541	88%	2,656	2,983	-327	
Worldwide Total 全球总计		2,896	100%	3,005	3,287	-282	

# EXTENSIVE RETAIL NETWORK

## 庞大零售网络

		As at 12 Jun 2026 于2026年6月12日	Mix 组合	As at 31 Mar 2026 于2026年3月31日	As at 31 Mar 2025 于2025年3月31日	Changes 变化
Brands 品牌	Lukfook 六福	2,424	84%	2,524	2,805	-281
	3DG Jewellery 金至尊	264	9%	260	239	+21
	Goldstyle	15	1%	16	27	-11
	Lukfook Joaillerie 六福精品廊	38	1%	38	39	-1
	Heirloom Fortune 福满传家	145	5%	152	160	-8
	Love LUKFOOK JEWELLERY	10	0%	15	17	-2
Total 总计		2,896	100%	3,005	3,287	-282

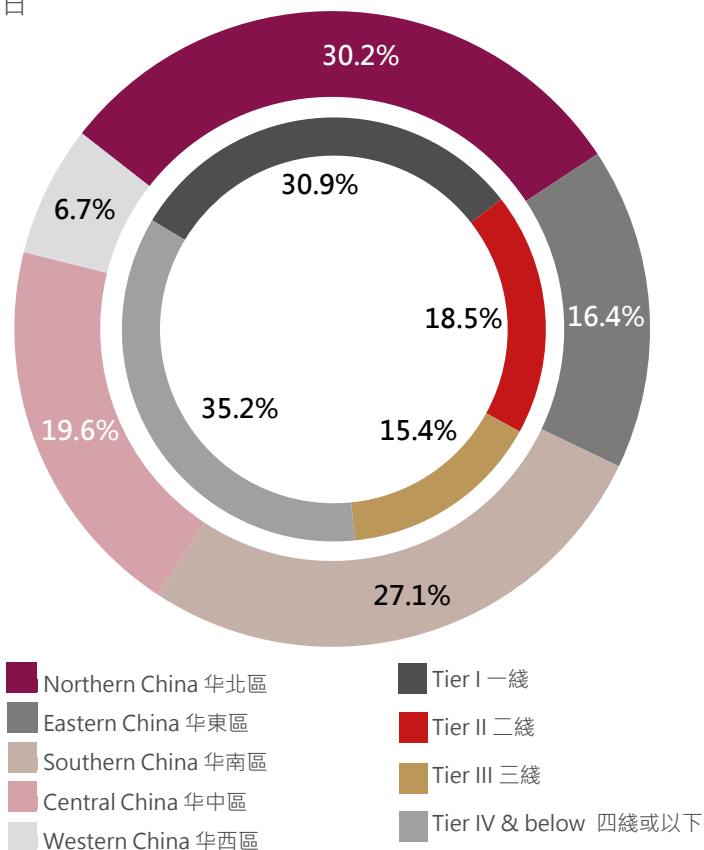
		As at 12 Jun 2026 于2026年6月12日	Mix 组合	As at 31 Mar 2026 于2026年3月31日	As at 31 Mar 2025 于2025年3月31日	Changes 变化
Regions 地區	Mainland 内地	2,772	96%	2,880	3,179	-299
	Hong Kong and Macao 香港及澳門	73	2%	74	77	-3
	Overseas 海外	51	2%	51	31	+20
Total 总计		2,896	100%	3,005	3,287	-282

# LUKFOOK & 3DG Jewellery

## DISTRIBUTION NETWORK IN MAINLAND

### 六福及金至尊内地分销网络

As at 31 Mar 2026  
于2026年3月31日



Remarks 注：

- The percentages refer to the contribution to the total no. of shops in Mainland 百分比代表该店数目对内地店铺总数之占比
- Figures in brackets refer to the 12-month changes 括号内的数字为12个月之变化

### Total No. of shops 店铺总数：2,880 (-299)

Total No. of Licensees 品牌商总数	716 (-30)
Total No. of Provinces 省总数	27 (0)
Total No. of Municipalities 直辖市总数	4 (0)
Total No. of Cities 城市总数	517 (-18)

	Self-operated Shops 自营店	Licensed/Speciality Shops 品牌店/专门店	Total 总数	Provinces 省	Municipalities 直辖市	Cities 城市
By regions 地区	No. of Shops 店铺数字	No. of Shops 店铺数字	No. of Shops 店铺数字	No. of Provinces 省数字	No. of Municipalities 直辖市数字	No. of Cities 城市数字
Northern China 华北区	109(+25)	760(-115)	869(-90)	7(0)	2(0)	171(-14)
Eastern China 华东区	54(+5)	409(-63)	463(-58)	4(0)	1(0)	104(-7)
Southern China 华南区	22(+10)	773(-78)	795(-68)	4(0)	0(0)	87(-1)
Central China 华中区	51(+3)	514(-62)	565(-59)	6(0)	1(0)	124(-13)
Western China 华西区	4(+4)	184(-28)	188(-24)	6(0)	0(0)	31(-3)
<b>Total 整体</b>	<b>240(+47)</b>	<b>2,640(-346)</b>	<b>2,880(-299)</b>	<b>27(0)</b>	<b>4(0)</b>	<b>517(-38)</b>

	Self-operated Shops 自营店	Licensed/Speciality Shops 品牌店/专门店	Total 总数	Municipalities/Cities 直辖市/城市
By tier of cities 城市级别	No. of Shops 店铺数字	No. of Shops 店铺数字	No. of Shops 店铺数字	No. of Municipalities/Cities 直辖市/城市数字
Tier I 一线	148(+28)	823(-38)	971(-10)	16(+1)
Tier II 二线	42(+8)	505(-50)	547(-42)	30(+6)
Tier III 三线	20(+7)	426(-51)	446(-44)	65(+9)
Tier IV & below 四线及以下	30(+4)	886(-207)	916(-203)	410(-54)
<b>Total 整体</b>	<b>240(+47)</b>	<b>2,640(-346)</b>	<b>2,880(-299)</b>	<b>521(-38)</b>

# FINANCIAL PERFORMANCE SINCE IPO

## 自上市之财年财务回顾

In 1997, Lukfook Group was listed on the main board of the Stock Exchange of Hong Kong Ltd.

1997年·六福集团在香港交易所主板上市

Revenue 收入

**8% CAGR 年复合增长率**

Average Dividend Payout Ratio

平均派息比率 **50%**



Profit for the Year 年内溢利

**12% CAGR 年复合增长率**

Average Return on Equity

平均股东权益回报率 **16%**



Market Capitalisation reached HK\$12.4 billion (as at 24 Jun 2026)

市值达124亿港元 (截至2026年6月24日)

**30 times since IPO**  
公开招股市值的30倍

Net Asset Value reached HK\$15.0 billion

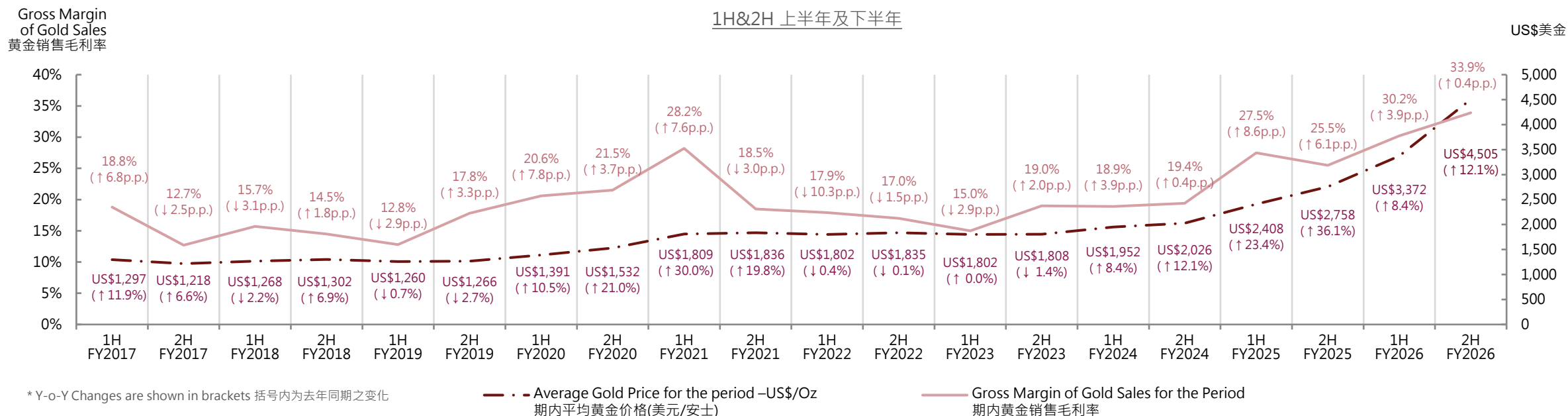
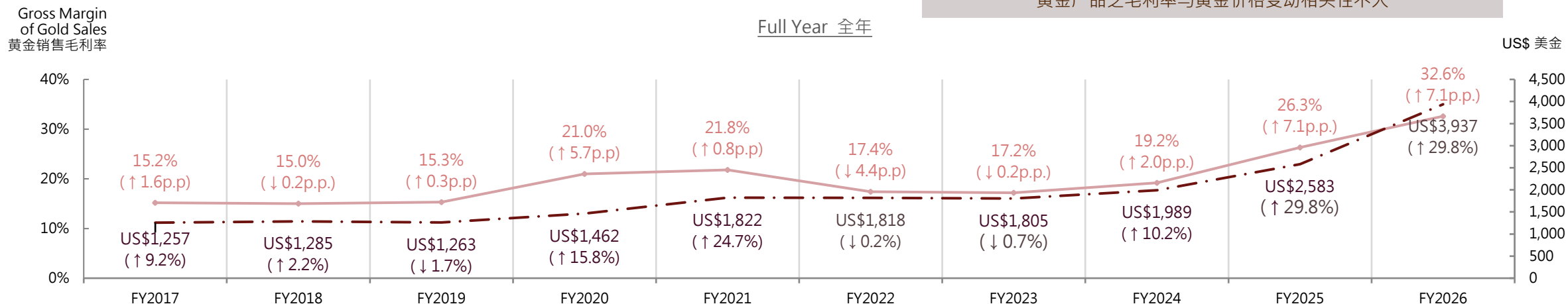
净资产值达150亿港元

**69 times since IPO**  
公开招股市值的69倍

# AVERAGE GOLD PRICE CHANGES & GP% OF GOLD

## 平均黄金价格波幅及黄金毛利率

Gross margin of gold sales is not highly correlated to the gold price fluctuation  
黄金产品之毛利率与黄金价格变动相关性不大



# DISCLAIMER

## 免责声明

This presentation has been prepared by Luk Fook Holdings (International) Limited (the “Company” ), and the information contained herein has not been independently verified. This presentation does not make any explicit or implicit representations or warranties and no undue reliance should be placed on the accuracy, fairness or completeness of the statements or information contained herein. None of the Company nor any of its affiliates, advisors or representatives shall have any liability whatsoever for any loss howsoever arising in connection with the statements or information contained herein. You are cautioned not to rely on any of the forward-looking statements contained herein.

本简报由六福集团 (国际) 有限公司 ( “本公司” ) 编制，当中所载资料未经独立核证。本简报概不就其所载陈述或资料发表任何明示或暗示的声明或保证，阁下亦不应过份依赖该等陈述或资料的准确性、公平性或完整性。本公司或其任何联属机构、顾问或代表概不因本简报所载任何陈述或资料引起或与之相关的任何损失而承担任何责任。谨此提醒阁下不应依赖本简报所载的任何前瞻性陈述。



FY2026 Annual Report  
2026财年年报

will be uploaded in July 2026  
将于2026年7月上载



Investor Relations WeChat  
投资者关系微信